



SC Annual School Report Card Summary

North Augusta High
Aiken

Grades: 9-12

Enrollment: 1,624

Principal: Kyle A. Smith

Superintendent: Dr. Elizabeth Everitt

Board Chair: Dr. Christine Sanders

PERFORMANCE

Comprehensive detail, including definitions of ratings, performance criteria, and explanations of status, is available on www.ed.sc.gov and www.eoc.sc.gov as well as school and school district websites. Printed versions are available from school districts upon request.

YEAR	ABSOLUTE RATING	GROWTH RATING	PALMETTO GOLD/SILVER AWARD	AYP STATUS	NCLB IMPROVEMENT STATUS
2008	Average	Below Average	TBD	Not Met	N/A
2007	Good	At-Risk	Gold	Not Met	N/A
2006	Excellent	Excellent	Gold	Met	N/A

ABSOLUTE RATINGS OF HIGH SCHOOLS WITH STUDENTS LIKE OURS*

EXCELLENT	GOOD	AVERAGE	BELOW AVERAGE	AT-RISK
5	8	12	1	0

* Ratings are calculated with data available by 02/17/2009. Schools with Students like Ours are High Schools with poverty indices of no more than 5% above or below the index for this school.

HIGH SCHOOL ASSESSMENT PROGRAM(HSAP) EXAM PASSAGE RATE(%): SECOND YEAR STUDENTS

	Our High School		High Schools with Students Like Ours	
	2007	2008	2007	2008
Passed 2 subtests (%)	85.8%	86.9%	82.9%	85.1%
Passed 1 subtest (%)	8.4%	7.1%	10.6%	8.3%
Passed no subtests (%)	5.8%	6.0%	7.3%	6.6%

HSAP PASSAGE RATE (%) BY SPRING 2008

	Our High School	High Schools with Students Like Ours
	97.3%	94.7%

ON-TIME GRADUATION RATE



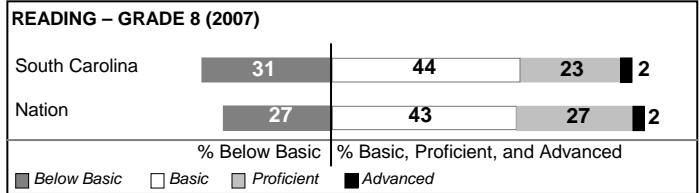
	Our High School	High Schools with Students Like Ours
Number of students	358	399
Number of Diplomas	269	298
Rate (%)	75.1%	74.9%

END OF COURSE TESTS - 2008

% of students scoring 70 or above on:	Our High School	High Schools with Students Like Ours
Algebra 1/Math for the Technologies 2	80.7%	77.3%
English 1	66.4%	71.0%
Physical Science	65.5%	60.8%
All Tests	70.9%	69.5%

NAEP PERFORMANCE*

* Performance reported for SC and nation, data not available at school level. Percentages at NAEP Achievement Levels.



SC PERFORMANCE GOAL

2010 Goal:

By 2010, SC's student achievement will be ranked in the top half of the states nationally. To achieve this goal, we must become one of the fastest improving systems in the country.

2020 Goal: TBD

Abbreviations Key

N/A Not Applicable N/AV Not Available N/C Not Collected N/R Not Reported I/S Insufficient Sample TBD To be determined

NI Newly Identified CSI Continuing School Improvement CA Corrective Action RP Plan to Restructure R Restructure DELAY School Improvement Status HOLD School Improvement Status

North Augusta High [Aiken]

SCHOOL PROFILE

	Our School	Change from Last Year	High Schools with Students Like Ours	Median High School
Students (n=1,624)				
Retention rate	4.4%	Down from 5.3%	5.8%	6.1%
Attendance rate	95.4%	Down from 95.5%	95.3%	95.0%
Eligible for gifted and talented	29.6%	Up from 27.5%	11.9%	8.3%
With disabilities other than speech	9.8%	Up from 7.9%	11.0%	13.0%
Out-of-school suspensions or expulsions for violent &/or criminal offenses	0.0%	No Change	1.6%	1.5%
Enrolled in AP/IB programs	13.9%	Down from 19.0%	16.8%	11.4%
Successful on AP/IB exams	62.9%	N/A	65.1%	54.3%
Eligible for LIFE Scholarship	36.9%	Up from 29.9%	32.6%	30.5%
Annual dropout rate	4.3%	Up from 3.5%	3.9%	3.5%
Career/technology students in co-curricular organizations	6.7%	Up from 5.1%	1.7%	3.1%
Enrollment in career/technology courses	906	Up from 793	967	559
Career/technology students attaining technical skills	72.9%	Down from 73.9%	79.3%	79.6%
Teachers (n=95)				
Teachers with advanced degrees	33.7%	Down from 35.6%	60.5%	57.4%
Continuing contract teachers	63.2%	Down from 78.2%	71.9%	69.6%
Teachers with emergency or provisional certificates	7.6%	Up from 5.1%	6.7%	8.7%
Teachers returning from previous year	86.7%	Down from 87.7%	85.3%	85.0%
Teacher attendance rate	96.0%	Up from 95.4%	95.3%	95.4%
Average teacher salary	\$47,198	Up 2.5%	\$46,811	\$46,061
Classes not taught by highly qualified teachers	0.0%	Down from 3.3%	2.3%	4.3%
School				
Principal's years at school	8.0	Up from 7.0	2.5	3.0
Student-teacher ratio in core subjects	28.2 to 1	Down from 28.9 to 1	28.1 to 1	25.4 to 1
Prime instructional time	94.2%	Down from 94.3%	89.3%	89.1%
Dollars spent per pupil*	\$5,904	Down 2.8%	\$6,343	\$7,279
Percent of expenditures for teacher salaries*	61.3%	Up from 58.5%	57.3%	55.3%
Percent of expenditures for instruction*	65.0%	Up from 62.5%	62.1%	60.8%
Opportunities in the arts	Fair	Down from Excellent	Excellent	Excellent
SACS accreditation	Yes	No Change	Yes	Yes
Character development program	Excellent	No Change	Good	Good
Modern Language Program Assessment	N/A	N/A	Good	Good
Classical Language Program Assessment	N/A	N/A	Average	Average
% of AYP objectives met	94.7%		91.9%	90.5%

* Prior year audited financial data available.

REPORT OF PRINCIPAL AND SCHOOL IMPROVEMENT COUNCIL

North Augusta High School is a four year high school with an enrollment of 1658 students and is accredited with the Southern Association of Secondary Schools and the International Baccalaureate Organization. The school has a history of high academic standards coupled with strong community involvement. The vast majority of our graduates participate in post-secondary work. Moreover, the graduating class of 2008 was awarded over five million dollars in scholarships.

North Augusta High School offers a wide variety of academic opportunities. College Preparatory, Honors, Advanced Placement, and International Baccalaureate courses are available. Our academic programs prepare students for entrance into many of the finest schools in the nation.

Our school programs are excellent, with North Augusta High School having one of the finest culinary arts and business education programs in the state. Our Future Business Leaders of America (FBLA) organization was recently named as the "Most Outstanding Unit" in South Carolina for the 3rd consecutive year, and our students routinely participate and win national awards. Our Naval Junior ROTC unit was again named as national "distinguished unit with academic distinction."

North Augusta High School also offers a wide variety of extracurricular activities. Over 70% of our students participate in school activities. Our athletic programs field competitive teams in over 20 sports with over 90% of these teams competing in post-season play. Our marching band, the "Jacket Regiment," ranks as one of the top bands in the state. Our choral program has received many accolades for their outstanding performances.

The mission at North Augusta High School is to provide opportunities for our students to reach their full academic and developmental potential through life's endeavors in a safe and supportive environment. We will continue to work to ensure that our students are provided the best possible education to succeed in today's world.

EVALUATION RESULTS

	Teachers	Students*	Parents*
Number of surveys returned	102	241	51
Percent satisfied with learning environment	91.2%	71.8%	73.5%
Percent satisfied with social and physical environment	87.3%	79.5%	64.7%
Percent satisfied with school-home relations	90.2%	84.0%	62.0%

*Only students at the highest high school grade level at this school and their parents were included.

Comprehensive detail, including definitions of rating, performance criteria, and explanations of status, is available on www.ed.sc.gov and www.eoc.sc.gov as well as school and school district websites.

Printed versions are available from school districts upon request.

Abbreviations Key

N/A Not Applicable N/AV Not Available N/C Not Collected N/R Not Reported I/S Insufficient Sample TBD To be determined

NI Newly Identified CSI Continuing School Improvement CA Corrective Action RP Plan to Restructure R Restructure DELAY School Improvement Status HOLD School Improvement Status