



SC Annual School Report Card Summary

Midland Valley High

Aiken

Grades: 9-12

Enrollment: 1,233

Principal: Doris M. Hickson, Ed. D.

Superintendent: Dr. Elizabeth Everitt

Board Chair: Dr. Christine Sanders

PERFORMANCE

Comprehensive detail, including definitions of ratings, performance criteria, and explanations of status, is available on www.ed.sc.gov and www.eoc.sc.gov as well as school and school district websites. Printed versions are available from school districts upon request.

YEAR	ABSOLUTE RATING	GROWTH RATING	PALMETTO GOLD/SILVER AWARD	AYP STATUS	NCLB IMPROVEMENT STATUS
2008	Average	Good	TBD	Not Met	N/A
2007	Below Average	Below Average	N/A	Met	N/A
2006	Average	At-Risk	N/A	Not Met	N/A

ABSOLUTE RATINGS OF HIGH SCHOOLS WITH STUDENTS LIKE OURS*

EXCELLENT	GOOD	AVERAGE	BELOW AVERAGE	AT-RISK
5	5	18	2	0

* Ratings are calculated with data available by 02/17/2009. Schools with Students like Ours are High Schools with poverty indices of no more than 5% above or below the index for this school.

HIGH SCHOOL ASSESSMENT PROGRAM(HSAP) EXAM PASSAGE RATE(%): SECOND YEAR STUDENTS

	Our High School		High Schools with Students Like Ours	
	2007	2008	2007	2008
Passed 2 subtests (%)	82.5%	81.4%	76.5%	80.4%
Passed 1 subtest (%)	7.7%	10.0%	13.2%	10.9%
Passed no subtests (%)	9.8%	8.6%	10.6%	8.7%

HSAP PASSAGE RATE (%) BY SPRING 2008

	Our High School	High Schools with Students Like Ours
	91.0%	94.0%

ON-TIME GRADUATION RATE



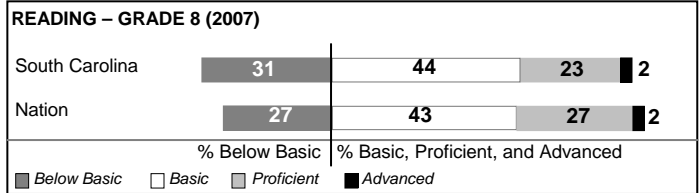
	Our High School	High Schools with Students Like Ours
Number of students	294	231
Number of Diplomas	182	170
Rate (%)	61.9%	73.1%

END OF COURSE TESTS - 2008

% of students scoring 70 or above on:	Our High School	High Schools with Students Like Ours
Algebra 1/Math for the Technologies 2	73.7%	75.2%
English 1	62.5%	63.9%
Physical Science	47.8%	53.4%
All Tests	60.3%	64.0%

NAEP PERFORMANCE*

* Performance reported for SC and nation, data not available at school level. Percentages at NAEP Achievement Levels.



SC PERFORMANCE GOAL

2010 Goal:

By 2010, SC's student achievement will be ranked in the top half of the states nationally. To achieve this goal, we must become one of the fastest improving systems in the country.

2020 Goal: TBD

Abbreviations Key

N/A Not Applicable N/AV Not Available N/C Not Collected N/R Not Reported I/S Insufficient Sample TBD To be determined

NI Newly Identified CSI Continuing School Improvement CA Corrective Action RP Plan to Restructure R Restructure DELAY School Improvement Status HOLD School Improvement Status

Midland Valley High [Aiken]

SCHOOL PROFILE

	Our School	Change from Last Year	High Schools with Students Like Ours	Median High School
Students (n=1,233)				
Retention rate	6.2%	Down from 7.2%	6.1%	6.1%
Attendance rate	94.3%	Down from 94.4%	95.0%	95.0%
Eligible for gifted and talented	13.0%	Up from 12.8%	12.5%	8.3%
With disabilities other than speech	11.4%	Up from 10.1%	13.6%	13.0%
Out-of-school suspensions or expulsions for violent &/or criminal offenses	0.2%	Up from 0.1%	1.8%	1.5%
Enrolled in AP/IB programs	8.7%	Down from 12.6%	11.8%	11.4%
Successful on AP/IB exams	35.6%	N/A	54.3%	54.3%
Eligible for LIFE Scholarship	28.2%	Up from 27.6%	31.2%	30.5%
Annual dropout rate	7.5%	Down from 8.0%	4.1%	3.5%
Career/technology students in co-curricular organizations	11.7%	Down from 13.1%	2.6%	3.1%
Enrollment in career/technology courses	735	Up from 651	534	559
Career/technology students attaining technical skills	65.5%	Down from 70.9%	79.7%	79.6%
Teachers (n=68)				
Teachers with advanced degrees	51.5%	Down from 53.6%	59.1%	57.4%
Continuing contract teachers	72.1%	Down from 75.4%	71.8%	69.6%
Teachers with emergency or provisional certificates	12.1%	Up from 8.1%	7.2%	8.7%
Teachers returning from previous year	89.3%	Down from 91.4%	87.1%	85.0%
Teacher attendance rate	96.5%	Up from 94.8%	95.6%	95.4%
Average teacher salary	\$46,527	Up 1.3%	\$46,180	\$46,061
Classes not taught by highly qualified teachers	0.9%	Down from 2.0%	1.7%	4.3%
School				
Principal's years at school	3.0	Up from 2.0	3.0	3.0
Student-teacher ratio in core subjects	29.3 to 1	Down from 29.5 to 1	26.2 to 1	25.4 to 1
Prime instructional time	93.7%	Down from 94.0%	89.3%	89.1%
Dollars spent per pupil*	\$6,139	Up 0.4%	\$7,037	\$7,279
Percent of expenditures for teacher salaries*	60.4%	Up from 58.0%	54.5%	55.3%
Percent of expenditures for instruction*	64.0%	Up from 61.4%	59.7%	60.8%
Opportunities in the arts	Excellent	Up from Good	Excellent	Excellent
SACS accreditation	Yes	No Change	Yes	Yes
Character development program	Average	Down from Good	Good	Good
Modern Language Program Assessment	Average	N/A	Average	Good
Classical Language Program Assessment	N/A	N/A	Good	Average
% of AYP objectives met	84.2%		94.1%	90.5%

* Prior year audited financial data available.

EVALUATION RESULTS

	Teachers	Students*	Parents*
Number of surveys returned	78	291	73
Percent satisfied with learning environment	89.7%	72.3%	77.5%
Percent satisfied with social and physical environment	96.1%	78.7%	66.7%
Percent satisfied with school-home relations	81.8%	80.1%	64.3%

*Only students at the highest high school grade level at this school and their parents were included.

REPORT OF PRINCIPAL AND SCHOOL IMPROVEMENT COUNCIL

During 2007-2008, the faculty, staff and students of the Midland Valley Mustangs accomplished many educational and extra-curricular milestones. Midland Valley was the only high school in the School District of Aiken County to achieve AYP in 2007-2008.

Our students distinguish themselves individually and collectively in a number of ways. For the 2008 graduating class, 55 students were eligible for Life Scholarships, six were eligible for Palmetto Fellows. Twenty-one students received Hope Scholarships. The senior class acquired a total of \$2.5 million in scholarships. Eleven students signed athletic scholarships to play football, baseball, softball, and volleyball at the collegiate level. One student placed first in the long jump at the state track and field events. The baseball team is the District-5, Region IV-AAA lower state runner-up. The softball team is the District-6, Region IV-AAA lower state runner-up.

Midland Valley provides a wide variety of AP courses for students in each of the four major disciplines, and classes are available as well for HSAP preparation. Provisions are made for students to maintain or advance their academic standing through credit recovery or virtual school opportunities. The overall HSAP pass rate for 2007 was 86.1%. The mean SAT score was 978, and the mean ACT score was 19 for 2007. Students are provided an opportunity for continual growth through participation in seventeen clubs and fifteen athletic teams.

MVHS established a Freshman Academy for the purpose of assisting 9th graders with educational goals and making the adjustment to high school. In collaboration with Public Education Partners and the Aiken County School District, a 1.5 million dollar grant was obtained to integrate technology into the curriculum and provide each incoming freshman with a laptop computer.

MVHS faculty and staff are productive and dedicated. Collectively the faculty belongs to 40 professional organizations and 64% hold advanced degrees. One teacher became National Board Certified. One coach was named Coach of the Year for softball.

To accommodate community needs, the Media Center hours have been extended. Parents can access curriculum and communicate with teachers through an interactive website. This communication medium allows parents to stay engaged in the academic life of the student. Combined with the support of families and the community, the aim of MVHS is to develop and maintain an excellent educational environment.

Doris M. Hickson, Ed.D., Principal
Carol Meyer, SIC Chairman

Comprehensive detail, including definitions of rating, performance criteria, and explanations of status, is available on www.ed.sc.gov and www.eoc.sc.gov as well as school and school district websites.

Printed versions are available from school districts upon request.

Abbreviations Key

N/A Not Applicable N/AV Not Available N/C Not Collected N/R Not Reported I/S Insufficient Sample TBD To be determined

NI Newly Identified CSI Continuing School Improvement CA Corrective Action RP Plan to Restructure R Restructure DELAY School Improvement Status HOLD School Improvement Status