



SC Annual School Report Card Summary

South Aiken High
Aiken

Grades: 9-12

Enrollment: 1,478

Principal: Mr. G. Bryan Skipper

Superintendent: Dr. Elizabeth Everitt

Board Chair: Dr. Christine Sanders

PERFORMANCE

Comprehensive detail, including definitions of ratings, performance criteria, and explanations of status, is available on www.ed.sc.gov and www.eoc.sc.gov as well as school and school district websites. Printed versions are available from school districts upon request.

YEAR	ABSOLUTE RATING	GROWTH RATING	PALMETTO GOLD/SILVER AWARD	AYP STATUS	NCLB IMPROVEMENT STATUS
2008	Average	Below Average	TBD	Not Met	N/A
2007	Good	Below Average	N/A	Not Met	N/A
2006	Good	At-Risk	Gold	Not Met	N/A

ABSOLUTE RATINGS OF HIGH SCHOOLS WITH STUDENTS LIKE OURS*

EXCELLENT	GOOD	AVERAGE	BELOW AVERAGE	AT-RISK
6	5	5	0	0

* Ratings are calculated with data available by 02/17/2009. Schools with Students like Ours are High Schools with poverty indices of no more than 5% above or below the index for this school.

HIGH SCHOOL ASSESSMENT PROGRAM(HSAP) EXAM PASSAGE RATE(%): SECOND YEAR STUDENTS

	Our High School		High Schools with Students Like Ours	
	2007	2008	2007	2008
Passed 2 subtests (%)	85.0%	86.0%	84.3%	87.3%
Passed 1 subtest (%)	8.6%	8.2%	9.9%	7.3%
Passed no subtests (%)	6.4%	5.8%	6.6%	6.2%

HSAP PASSAGE RATE (%) BY SPRING 2008

	Our High School	High Schools with Students Like Ours
	93.9%	95.7%

ON-TIME GRADUATION RATE



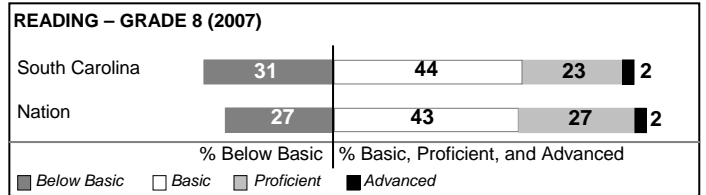
	Our High School	High Schools with Students Like Ours
Number of students	345	331
Number of Diplomas	249	261
Rate (%)	72.2%	80.0%

END OF COURSE TESTS - 2008

% of students scoring 70 or above on:	Our High School	High Schools with Students Like Ours
Algebra 1/Math for the Technologies 2	76.3%	78.8%
English 1	72.9%	75.3%
Physical Science	56.0%	63.8%
All Tests	65.8%	72.1%

NAEP PERFORMANCE*

* Performance reported for SC and nation, data not available at school level. Percentages at NAEP Achievement Levels.



SC PERFORMANCE GOAL

2010 Goal:

By 2010, SC's student achievement will be ranked in the top half of the states nationally. To achieve this goal, we must become one of the fastest improving systems in the country.

2020 Goal: TBD

Abbreviations Key

N/A Not Applicable N/AV Not Available N/C Not Collected N/R Not Reported I/S Insufficient Sample TBD To be determined

NI Newly Identified CSI Continuing School Improvement CA Corrective Action RP Plan to Restructure R Restructure DELAY School Improvement Status HOLD School Improvement Status

South Aiken High [Aiken]

SCHOOL PROFILE

	Our School	Change from Last Year	High Schools with Students Like Ours	Median High School
Students (n=1,478)				
Retention rate	5.4%	Down from 5.6%	5.6%	6.1%
Attendance rate	95.5%	Down from 95.7%	96.0%	95.0%
Eligible for gifted and talented	20.6%	Up from 19.1%	16.1%	8.3%
With disabilities other than speech	10.1%	No Change	10.0%	13.0%
Out-of-school suspensions or expulsions for violent &/or criminal offenses	2.9%	Down from 3.1%	3.2%	1.5%
Enrolled in AP/IB programs	34.7%	Up from 30.4%	25.6%	11.4%
Successful on AP/IB exams	72.0%	N/A	63.1%	54.3%
Eligible for LIFE Scholarship	68.0%	Up from 59.2%	35.5%	30.5%
Annual dropout rate	3.7%	Down from 4.8%	2.5%	3.5%
Career/technology students in co-curricular organizations	7.9%	Up from 6.8%	5.9%	3.1%
Enrollment in career/technology courses	805	Up from 656	785	559
Career/technology students attaining technical skills	80.6%	Up from 75.7%	82.4%	79.6%
Teachers (n=78)				
Teachers with advanced degrees	59.0%	Up from 56.8%	62.6%	57.4%
Continuing contract teachers	75.6%	Down from 86.4%	73.1%	69.6%
Teachers with emergency or provisional certificates	2.8%	Down from 4.1%	5.4%	8.7%
Teachers returning from previous year	91.0%	Up from 90.7%	86.4%	85.0%
Teacher attendance rate	96.1%	Up from 95.3%	95.8%	95.4%
Average teacher salary	\$47,997	Up 1.6%	\$48,061	\$46,061
Classes not taught by highly qualified teachers	0.0%	No Change	2.1%	4.3%
School				
Principal's years at school	5.0	Up from 4.0	3.0	3.0
Student-teacher ratio in core subjects	28.4 to 1	Up from 27.4 to 1	27.6 to 1	25.4 to 1
Prime instructional time	90.3%	Up from 90.0%	89.9%	89.1%
Dollars spent per pupil*	\$5,867	Down 4.3%	\$6,930	\$7,279
Percent of expenditures for teacher salaries*	66.6%	Up from 64.6%	57.9%	55.3%
Percent of expenditures for instruction*	70.1%	Up from 68.4%	62.3%	60.8%
Opportunities in the arts	Good	Down from Excellent	Excellent	Excellent
SACS accreditation	Yes	No Change	Yes	Yes
Character development program	Good	No Change	Good	Good
Modern Language Program Assessment	N/A	N/A	Average	Good
Classical Language Program Assessment	N/A	N/A	Average	Average
% of AYP objectives met	66.7%		91.4%	90.5%

* Prior year audited financial data available.

REPORT OF PRINCIPAL AND SCHOOL IMPROVEMENT COUNCIL

Serving approximately 1400 students, South Aiken offers a diverse curriculum with an emphasis on preparation for college. About 70% of our graduates pursue some type of post-secondary education, including the portion of the student body with special needs. Over 15% of our graduates choose to enter the workforce or the military upon graduation.

Our students' continued interest and support of our AP program has brought a third straight year of recognition by Newsweek.com. This organization once again named South Aiken as one of America's Best High Schools. Our long tradition of strong composite SAT and HSAP (exit exam) scores continues as well. Our School Improvement Committee takes an active interest in and strongly supports educational initiatives, including our move to the EXPLORE, PLAN, and ACT test sequence.

In addition to offerings for the college-bound portion of our student body, South Aiken offers career and vocational courses in several areas, including Business, Marketing, Broadcast Journalism, and the Culinary Arts. Our local offerings are supplemented by those available to our students through our district's Career and Technology Center. Our graduation class included multiple students who attained occupational "completer status" in addition to their diplomas.

Our student body participates actively in athletics and enjoys involvement in community programs. This year the South Carolina men's state pole-vault champion was a South Aiken student, and our NJROTC academic team took region honors - the equivalent of state champion in both North and South Carolina. Our student council made possible the dreams of several young children through its support of the Make-a-Wish Foundation, and our students' support of Ugandan schools has grown out of their continued interest in and support of the "Invisible Children" in that country. Our students' literary magazine, Calliope, took first place in national competition. The school's successes are a tribute to the collaborative efforts of its students, parents, teachers, and the community at large.

Dr. Janice Nashatker, Principal
Dr. Harry Dillard, SIC Chairman

EVALUATION RESULTS

	Teachers	Students*	Parents*
Number of surveys returned	85	261	67
Percent satisfied with learning environment	81.2%	61.5%	65.2%
Percent satisfied with social and physical environment	88.1%	76.2%	59.7%
Percent satisfied with school-home relations	79.8%	77.3%	43.9%

*Only students at the highest high school grade level at this school and their parents were included.

Comprehensive detail, including definitions of rating, performance criteria, and explanations of status, is available on www.ed.sc.gov and www.eoc.sc.gov as well as school and school district websites.

Printed versions are available from school districts upon request.

Abbreviations Key

N/A Not Applicable N/AV Not Available N/C Not Collected N/R Not Reported I/S Insufficient Sample TBD To be determined

NI Newly Identified CSI Continuing School Improvement CA Corrective Action RP Plan to Restructure R Restructure DELAY School Improvement Status HOLD School Improvement Status