



SC Annual School Report Card Summary

Children's Attention Home

York 3

Grades: K-8

Enrollment: 20

Principal: Deana R Peterson

Superintendent: Dr. Lynn P. Moody

Board Chair: Bob Norwood

PERFORMANCE

Comprehensive detail, including definitions of ratings, performance criteria, and explanations of status, is available on www.ed.sc.gov and www.eoc.sc.gov as well as school and school district websites. Printed versions are available from school districts upon request.

YEAR	ABSOLUTE RATING	GROWTH RATING	PALMETTO GOLD/SILVER AWARD	AYP STATUS	NCLB IMPROVEMENT STATUS
2008	N/A	N/A	TBD	Not Met	N/A
2007	Average	Good	N/A	Not Met	N/A
2006	N/A	N/A	N/A	N/A	N/A

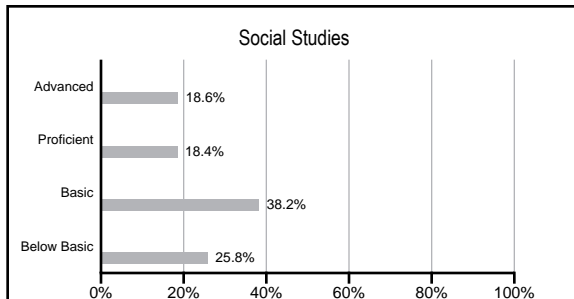
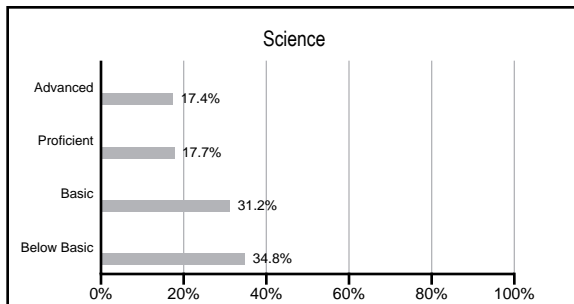
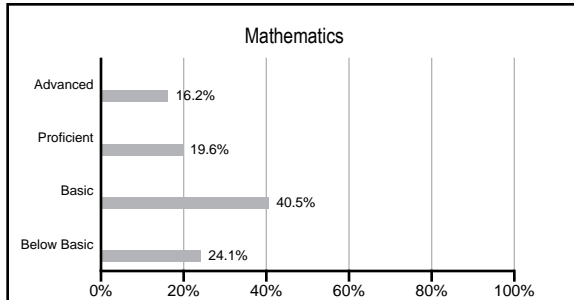
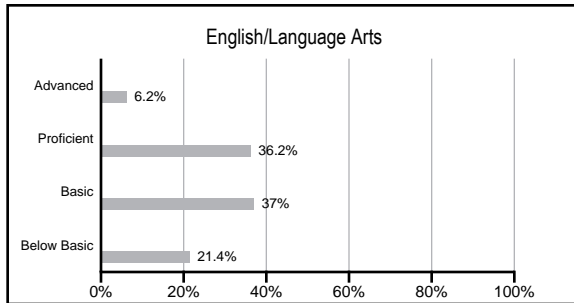
ABSOLUTE RATINGS OF ELEMENTARY SCHOOLS WITH STUDENTS LIKE OURS*

EXCELLENT	GOOD	AVERAGE	BELOW AVERAGE	AT-RISK
0	0	0	0	0

* Ratings are calculated with data available by 02/17/2009. Schools with Students like Ours are Elementary Schools with poverty indices of no more than 5% above or below the index for this school.


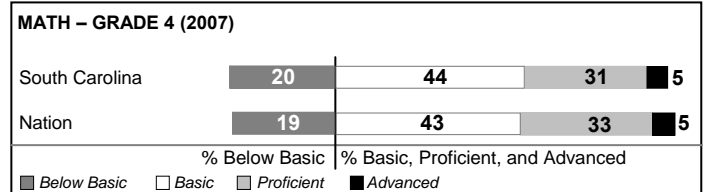
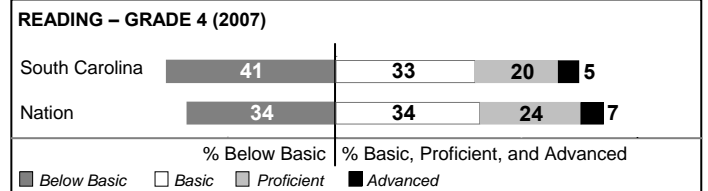
PACT PERFORMANCE

Our School
 Elementary Schools with Students Like Ours
 Elementary schools statewide



NAEP PERFORMANCE*

* Performance reported for SC and nation, data not available at school level. Percentages at NAEP Achievement Levels.



SC PERFORMANCE GOAL

2010 Goal:

By 2010, SC's student achievement will be ranked in the top half of the states nationally. To achieve this goal, we must become one of the fastest improving systems in the country.

2020 Goal: TBD

Abbreviations Key

N/A Not Applicable N/AV Not Available N/C Not Collected N/R Not Reported I/S Insufficient Sample TBD To be determined
 NI Newly Identified CSI Continuing School Improvement CA Corrective Action RP Plan to Restructure R Restructure DELAY School Improvement Status HOLD School Improvement Status

Children's Attention Home [York 3]

SCHOOL PROFILE

	Our School	Change from Last Year	Elementary Schools with Students Like Ours	Median Elementary School
Students (n=20)				
Retention rate	0.0%	No Change	3.2%	2.3%
Attendance rate	99.1%	Up from 98.0%	96.0%	96.3%
Eligible for gifted and talented	N/A	N/A	2.3%	10.4%
With disabilities other than speech	20.0%	Up from 10.7%	7.8%	7.5%
Out-of-school suspensions or expulsions for violent &/or criminal offenses	0.0%	No Change	0.0%	0.0%
Teachers (n=3)				
Teachers with advanced degrees	0.0%	No Change	52.9%	56.7%
Continuing contract teachers	100.0%	Up from 50.0%	66.7%	77.3%
Teachers with emergency or provisional certificates	0.0%	No Change	0.0%	0.0%
Teachers returning from previous year	66.7%	N/A	80.8%	86.4%
Teacher attendance rate	92.5%	Down from 100.0%	95.0%	94.9%
Average teacher salary	I/S	I/S	\$43,283	\$45,345
Classes not taught by highly qualified teachers	0.0%	No Change	2.0%	0.0%
School				
Principal's years at school	1.0	Down from 3.0	3.0	4.0
Student-teacher ratio in core subjects	6.6 to 1	Up from 6.5 to 1	16.1 to 1	18.5 to 1
Prime instructional time	90.8%	Down from 98.0%	89.4%	89.8%
Opportunities in the arts	Poor	No Change	Good	Good
SACS accreditation	No	No Change	Yes	Yes
Character development program	Average	No Change	Excellent	Excellent
Dollars spent per pupil*	N/A	N/A	\$8,468	\$7,052
Percent of expenditures for instruction*	N/A	N/A	67.4%	69.1%
Percent of expenditures for teacher salaries*	N/A	N/A	60.5%	64.2%
% of AYP objectives met	40.0%		65.7%	85.7%

* Prior year audited financial data available.

REPORT OF PRINCIPAL AND SCHOOL IMPROVEMENT COUNCIL

EVALUATION RESULTS

	Teachers	Students*	Parents*
Number of surveys returned	0	15	4
Percent satisfied with learning environment	N/R	93.3%	I/S
Percent satisfied with social and physical environment	N/R	93.3%	I/S
Percent satisfied with school-home relations	N/R	92.9%	I/S

*Only students at the highest elementary school grade level at this school and their parents were included.

Comprehensive detail, including definitions of rating, performance criteria, and explanations of status, is available on www.ed.sc.gov and www.eoc.sc.gov as well as school and school district websites.

Printed versions are available from school districts upon request.

Abbreviations Key

N/A Not Applicable N/AV Not Available N/C Not Collected N/R Not Reported I/S Insufficient Sample TBD To be determined
 NI Newly Identified CSI Continuing School Improvement CA Corrective Action RP Plan to Restructure R Restructure DELAY School Improvement Status HOLD School Improvement Status