



# SC Annual School Report Card Summary

Old Pointe Elementary  
 York 3  
 Grades: K-5 Enrollment: 691  
 Principal: Allen L. Bogan  
 Superintendent: Dr. Lynn P. Moody  
 Board Chair: Bob Norwood

## PERFORMANCE

Comprehensive detail, including definitions of ratings, performance criteria, and explanations of status, is available on [www.ed.sc.gov](http://www.ed.sc.gov) and [www.eoc.sc.gov](http://www.eoc.sc.gov) as well as school and school district websites. Printed versions are available from school districts upon request.

YEAR	ABSOLUTE RATING	GROWTH RATING	PALMETTO GOLD/SILVER AWARD	AYP STATUS	NCLB IMPROVEMENT STATUS
2008	Good	Average	TBD	Not Met	N/A
2007	Good	Below Average	N/A	Not Met	N/A
2006	Good	Below Average	N/A	Not Met	N/A

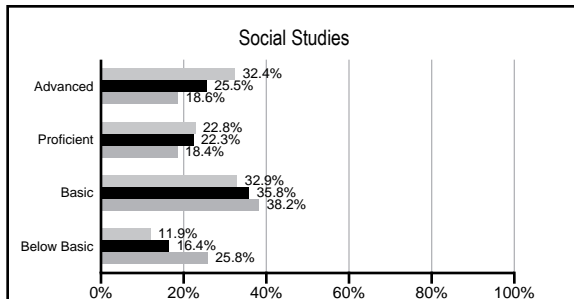
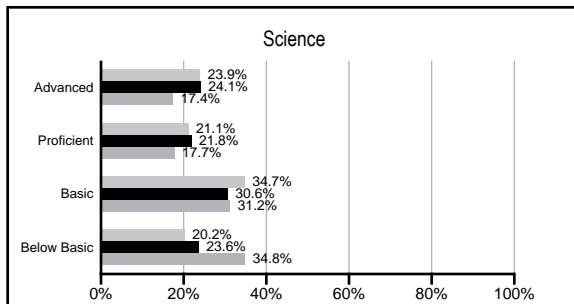
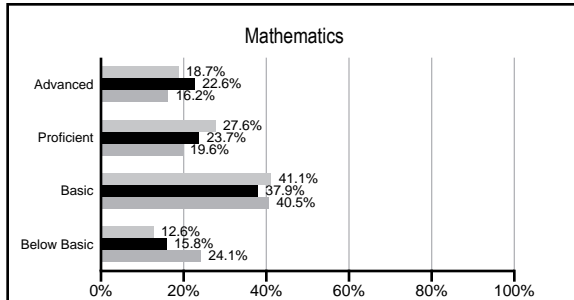
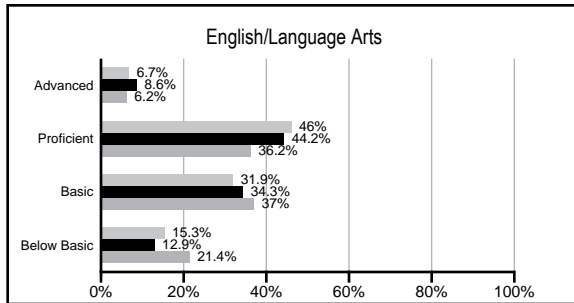
## ABSOLUTE RATINGS OF ELEMENTARY SCHOOLS WITH STUDENTS LIKE OURS\*

EXCELLENT	GOOD	AVERAGE	BELOW AVERAGE	AT-RISK
4	26	40	1	0

\* Ratings are calculated with data available by 02/17/2009. Schools with Students like Ours are Elementary Schools with poverty indices of no more than 5% above or below the index for this school.


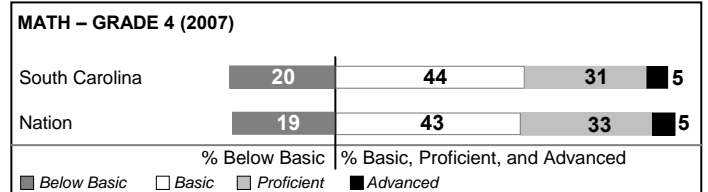
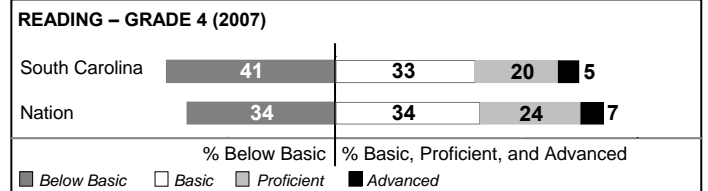
## PACT PERFORMANCE

Our School Elementary Schools with Students Like Ours Elementary schools statewide



## NAEP PERFORMANCE\*

\* Performance reported for SC and nation, data not available at school level. Percentages at NAEP Achievement Levels.



## SC PERFORMANCE GOAL

2010 Goal:

By 2010, SC's student achievement will be ranked in the top half of the states nationally. To achieve this goal, we must become one of the fastest improving systems in the country.

2020 Goal: TBD

### Abbreviations Key

N/A Not Applicable N/AV Not Available N/C Not Collected N/R Not Reported I/S Insufficient Sample TBD To be determined  
 NI Newly Identified CSI Continuing School Improvement CA Corrective Action RP Plan to Restructure R Restructure DELAY School Improvement Status HOLD School Improvement Status

# Old Pointe Elementary [York 3]

## SCHOOL PROFILE

	Our School	Change from Last Year	Elementary Schools with Students Like Ours	Median Elementary School
<b>Students (n=691)</b>				
Retention rate	1.9%	Up from 1.4%	1.6%	2.3%
Attendance rate	96.8%	Up from 96.5%	96.6%	96.3%
Eligible for gifted and talented	15.3%	Up from 13.7%	18.3%	10.4%
With disabilities other than speech	12.1%	Down from 14.6%	6.4%	7.5%
Out-of-school suspensions or expulsions for violent &/or criminal offenses	0.1%	Up from 0.0%	0.0%	0.0%
<b>Teachers (n=43)</b>				
Teachers with advanced degrees	58.1%	Down from 60.5%	60.6%	56.7%
Continuing contract teachers	81.4%	Down from 86.0%	78.9%	77.3%
Teachers with emergency or provisional certificates	0.0%	Down from 2.6%	0.0%	0.0%
Teachers returning from previous year	88.7%	Down from 89.6%	87.5%	86.4%
Teacher attendance rate	95.3%	Down from 95.6%	94.9%	94.9%
Average teacher salary	\$46,348	Up 2.3%	\$46,853	\$45,345
Classes not taught by highly qualified teachers	0.0%	No Change	0.0%	0.0%
<b>School</b>				
Principal's years at school	6.0	Up from 5.0	3.0	4.0
Student-teacher ratio in core subjects	21.6 to 1	Up from 21.3 to 1	19.9 to 1	18.5 to 1
Prime instructional time	91.2%	Up from 91.0%	90.3%	89.8%
Opportunities in the arts	Good	No Change	Good	Good
SACS accreditation	No	No Change	Yes	Yes
Character development program	Good	No Change	Excellent	Excellent
Dollars spent per pupil*	\$5,539	Up 1.9%	\$6,609	\$7,052
Percent of expenditures for instruction*	72.1%	No Change	70.6%	69.1%
Percent of expenditures for teacher salaries*	69.6%	Up from 68.8%	66.8%	64.2%
% of AYP objectives met	85.7%		90.5%	85.7%

\* Prior year audited financial data available.

## EVALUATION RESULTS

	Teachers	Students*	Parents*
Number of surveys returned	42	101	73
Percent satisfied with learning environment	100.0%	92.1%	95.7%
Percent satisfied with social and physical environment	100.0%	93.1%	95.8%
Percent satisfied with school-home relations	95.0%	93.1%	84.7%

\*Only students at the highest elementary school grade level at this school and their parents were included.

## REPORT OF PRINCIPAL AND SCHOOL IMPROVEMENT COUNCIL

Old Pointe Elementary School strives for continuous improvement each school year. We are proud of the accomplishments of our staff, parents, and students. One hundred percent of our teaching staff is "highly qualified" under the criteria designated by the No Child Left Behind Act. During the 2007-2008 school year, our teachers developed curriculum maps and units of study designed to insure that all of the South Carolina Standards are taught to every child. These documents will assist teachers in making long-range plans at the beginning of each school year. Our staff was also involved in planning literacy activities which support effective reading and writing instruction. It is our intent to use these plans to apply for a "Literacy Spot Award" in 2008-2009.

Parents of students attending Old Pointe Elementary School continue support us by serving on the School Improvement Council (S.I.C.), providing volunteers and financing special projects. This year our S.I.C. reviewed test scores, monitored progress toward achievement of goals set in our school improvement plan, and provided input during our literacy initiative. The PTO supported our instructional program by providing volunteers for school activities and raising nearly \$20,000 to fund school projects. Thanks to the PTO, we have a new mural in the lobby and down the main corridor of the school. We also received funding from the PTO for one project at each grade level, as well as financial support for each teacher new to our school.

Rapid growth in student enrollment has been an issue since Old Pointe opened in August 2002. With the opening of Mount Holly Elementary School, and the student reassignment plan being implemented, we are projected to have ninety less students enrolled in 2008-2009. Having fewer students in our building should make scheduling lunch and special classes much easier. It should also allow us to have a lower pupil/teacher ratio. We anticipate another excellent school year!

Allen L. Bogan, Principal  
Michelle Freeman, School Improvement Council Chairperson

Comprehensive detail, including definitions of rating, performance criteria, and explanations of status, is available on [www.ed.sc.gov](http://www.ed.sc.gov) and [www.eoc.sc.gov](http://www.eoc.sc.gov) as well as school and school district websites.

Printed versions are available from school districts upon request.

### Abbreviations Key

N/A Not Applicable N/AV Not Available N/C Not Collected N/R Not Reported I/S Insufficient Sample TBD To be determined  
NI Newly Identified CSI Continuing School Improvement CA Corrective Action RP Plan to Restructure R Restructure DELAY School Improvement Status HOLD School Improvement Status