SC Annual School Report Card Summary

India Hook Elementary
York 3
Grades: K-5 **Enrollment: 471**
Principal: Crystal Guyton
Superintendent: Dr. Lynn P. Moody
Board Chair: Bob Norwood

PERFORMANCE

Comprehensive detail, including definitions of ratings, performance criteria, and explanations of status, is available on www.ed.sc.gov and www.eoc.sc.gov as well as school and school district websites. Printed versions are available from school districts upon request.

YEAR	ABSOLUTE RATING	GROWTH RATING	PALMETTO GOLD/SILVER AWARD	AYP STATUS	NCLB IMPROVEMENT STATUS
2008	Good	Below Average	TBD	Met	N/A
2007	N/A	N/A	N/A	N/A	N/A
2006	N/A	N/A	N/A	N/A	N/A

ABSOLUTE RATINGS OF ELEMENTARY SCHOOLS WITH STUDENTS LIKE OURS*

EXCELLENT	GOOD	AVERAGE	BELOW AVERAGE	AT-RISK
4	23	29	1	0

** Ratings are calculated with data available by 02/17/2009. Schools with Students like Ours are Elementary Schools with poverty indices of no more than 5% above or below the index for this school.*

PACT PERFORMANCE

Our School | Elementary Schools with Students Like Ours | Elementary schools statewide

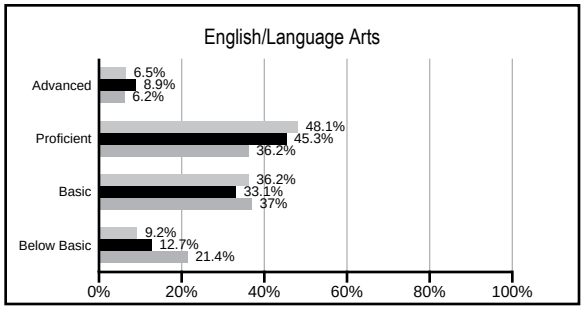

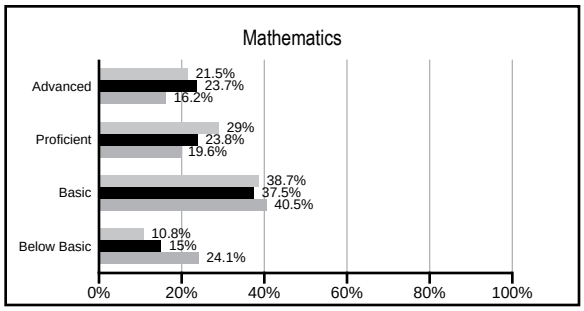

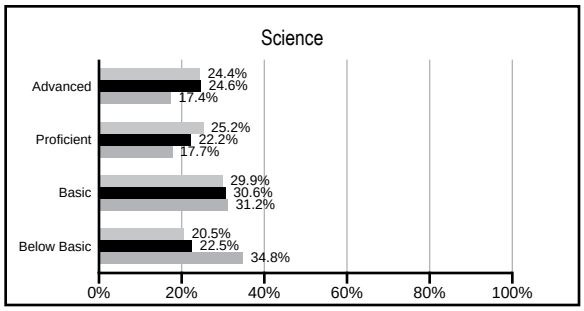

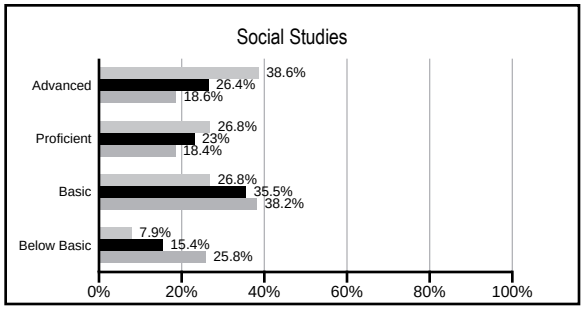

NAEP PERFORMANCE*

** Performance reported for SC and nation, data not available at school level. Percentages at NAEP Achievement Levels.*







SC PERFORMANCE GOAL

2010 Goal:
By 2010, SC's student achievement will be ranked in the top half of the states nationally. To achieve this goal, we must become one of the fastest improving systems in the country.

2020 Goal: TBD

Abbreviations Key
N/A Not Applicable **N/AV** Not Available **N/C** Not Collected **N/R** Not Reported **I/S** Insufficient Sample **TBD** To be determined
NI Newly Identified **CSI** Continuing School Improvement **CA** Corrective Action **RP** Plan to Restructure **R** Restructure **DELAY** School Improvement Status **HOLD** School Improvement Status

India Hook Elementary [York 3]

SCHOOL PROFILE

	Our School	Change from Last Year	Elementary Schools with Students Like Ours	Median Elementary School
Students (n=471)				
Retention rate	0.9%	N/A	1.6%	2.3%
Attendance rate	96.8%	N/A	96.7%	96.3%
Eligible for gifted and talented	13.1%	N/A	18.7%	10.4%
With disabilities other than speech	7.4%	N/A	6.9%	7.5%
Out-of-school suspensions or expulsions for violent &/or criminal offenses	0.2%	N/R	0.0%	0.0%
Teachers (n=35)				
Teachers with advanced degrees	62.9%	N/A	59.7%	56.7%
Continuing contract teachers	62.9%	N/A	80.0%	77.3%
Teachers with emergency or provisional certificates	3.7%	N/A	0.0%	0.0%
Teachers returning from previous year	N/A	N/A	87.5%	86.4%
Teacher attendance rate	96.7%	N/R	95.2%	94.9%
Average teacher salary	$42,810	I/S	$46,540	$45,345
Classes not taught by highly qualified teachers	0.0%	N/A	0.0%	0.0%
School				
Principal's years at school	1.5	N/R	3.0	4.0
Student-teacher ratio in core subjects	18.0 to 1	N/R	20.4 to 1	18.5 to 1
Prime instructional time	92.1%	N/R	90.3%	89.8%
Opportunities in the arts	Good	N/R	Good	Good
SACS accreditation	No	N/R	Yes	Yes
Character development program	Average	N/R	Excellent	Excellent
Dollars spent per pupil*	N/A	N/A	$6,751	$7,052
Percent of expenditures for instruction*	N/A	N/A	70.7%	69.1%
Percent of expenditures for teacher salaries*	N/A	N/A	66.8%	64.2%
% of AYP objectives met	100.0%		91.7%	85.7%

* Prior year audited financial data available.

EVALUATION RESULTS

	Teachers	Students*	Parents*
Number of surveys returned	24	38	22
Percent satisfied with learning environment	100.0%	100.0%	95.5%
Percent satisfied with social and physical environment	100.0%	92.1%	81.8%
Percent satisfied with school-home relations	100.0%	89.5%	90.5%

*Only students at the highest elementary school grade level at this school and their parents were included.

REPORT OF PRINCIPAL AND SCHOOL IMPROVEMENT COUNCIL

Our mission at India Hook Elementary School is to nurture the talents and academic abilities of every child we serve and to find the treasures that lie beneath the surface for many students. Our motto is "where treasures are found every day."

Our instructional programs not only support students who are struggling, but also stretch students to challenge themselves in new and exciting ways. We have provided tutoring opportunities for students that need additional support in academic areas before school and with additional certified staff during literacy instruction. Students were also invited to participate in after school clubs which included Girls on the Run, Art Club, Gardening Club, French Club, and Science Club.

Certified staff members have worked together to develop curriculum maps and unit plans for each grade level for the year. The maps included all grade level standards and integrated units of study.

We have identified areas of growth for next year that include academic performance of our ESOL student population and math instruction that is hands-on and minds-on. Our teachers will work closely with our district math coach to develop lessons and units that challenge and support all students.

We have had a very successful first year and credit that to our excellent teaching staff and to the unbelievable support of our community.

Crystal Guyton, Katarina Moyon, and Jim Weaving

Comprehensive detail, including definitions of rating, performance criteria, and explanations of status, is available on www.ed.sc.gov and www.eoc.sc.gov as well as school and school district websites.

Printed versions are available from school districts upon request.

Abbreviations Key

N/A Not Applicable **N/AV** Not Available **N/C** Not Collected **N/R** Not Reported **I/S** Insufficient Sample **TBD** To be determined
NI Newly Identified **CSI** Continuing School Improvement **CA** Corrective Action **RP** Plan to Restructure **R** Restructure **DELAY** School Improvement Status **HOLD** School Improvement Status