



# SC Annual School Report Card Summary

Independence Elementary  
York 3

Grades: K-5

Enrollment: 481

Principal: Mary Chandler

Superintendent: Dr. Lynn P. Moody

Board Chair: Bob Norwood

## PERFORMANCE

Comprehensive detail, including definitions of ratings, performance criteria, and explanations of status, is available on [www.ed.sc.gov](http://www.ed.sc.gov) and [www.eoc.sc.gov](http://www.eoc.sc.gov) as well as school and school district websites. Printed versions are available from school districts upon request.

YEAR	ABSOLUTE RATING	GROWTH RATING	PALMETTO GOLD/SILVER AWARD	AYP STATUS	NCLB IMPROVEMENT STATUS
2008	Average	Average	TBD	Not Met	CSI
2007	Average	Below Average	N/A	Not Met	NI
2006	Average	Below Average	N/A	Not Met	N/A

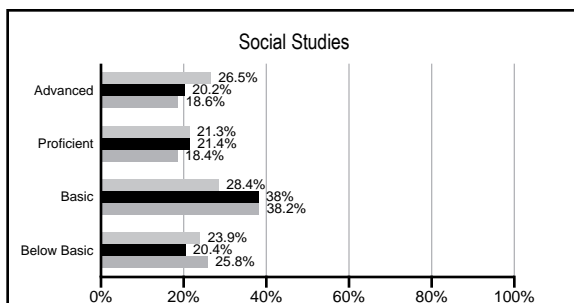
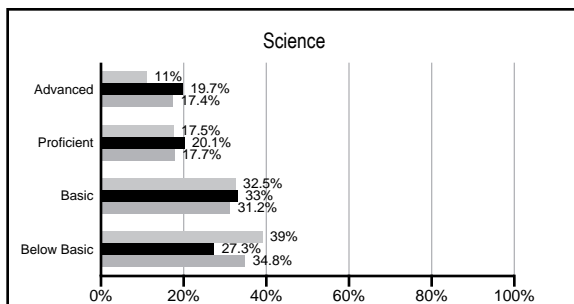
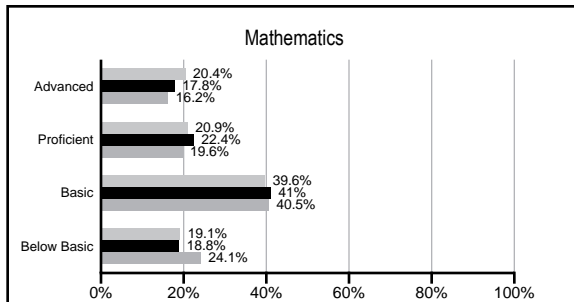
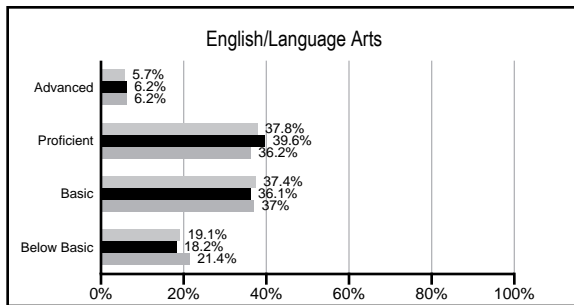
## ABSOLUTE RATINGS OF ELEMENTARY SCHOOLS WITH STUDENTS LIKE OURS\*

EXCELLENT	GOOD	AVERAGE	BELOW AVERAGE	AT-RISK
0	15	62	6	1

\* Ratings are calculated with data available by 02/17/2009. Schools with Students like Ours are Elementary Schools with poverty indices of no more than 5% above or below the index for this school.


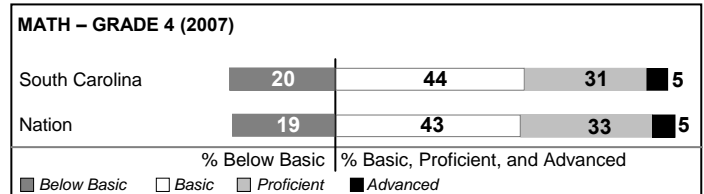
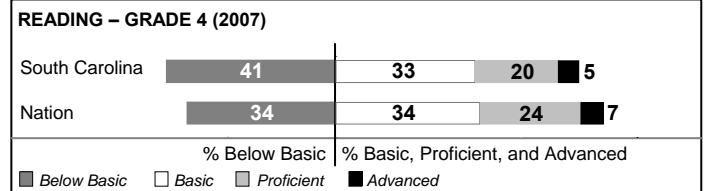
## PACT PERFORMANCE

Our School  
 Elementary Schools with Students Like Ours  
 Elementary schools statewide



## NAEP PERFORMANCE\*

\* Performance reported for SC and nation, data not available at school level. Percentages at NAEP Achievement Levels.



## SC PERFORMANCE GOAL

2010 Goal:

*By 2010, SC's student achievement will be ranked in the top half of the states nationally. To achieve this goal, we must become one of the fastest improving systems in the country.*

2020 Goal: TBD

### Abbreviations Key

N/A Not Applicable N/AV Not Available N/C Not Collected N/R Not Reported I/S Insufficient Sample TBD To be determined  
 NI Newly Identified CSI Continuing School Improvement CA Corrective Action RP Plan to Restructure R Restructure DELAY School Improvement Status HOLD School Improvement Status

# Independence Elementary [York 3]

## SCHOOL PROFILE

	Our School	Change from Last Year	Elementary Schools with Students Like Ours	Median Elementary School
<b>Students (n=481)</b>				
Retention rate	1.2%	Up from 0.6%	2.2%	2.3%
Attendance rate	95.9%	Down from 96.2%	96.4%	96.3%
Eligible for gifted and talented	7.8%	Down from 11.0%	12.3%	10.4%
With disabilities other than speech	6.9%	Down from 11.1%	7.9%	7.5%
Out-of-school suspensions or expulsions for violent &/or criminal offenses	0.0%	No Change	0.0%	0.0%
<b>Teachers (n=37)</b>				
Teachers with advanced degrees	54.1%	Down from 57.1%	56.0%	56.7%
Continuing contract teachers	75.7%	Down from 88.6%	78.2%	77.3%
Teachers with emergency or provisional certificates	3.1%	Up from 0.0%	0.0%	0.0%
Teachers returning from previous year	85.3%	Down from 88.4%	87.9%	86.4%
Teacher attendance rate	96.6%	Up from 96.1%	95.2%	94.9%
Average teacher salary	\$46,177	Down 2.4%	\$45,138	\$45,345
Classes not taught by highly qualified teachers	0.0%	No Change	0.0%	0.0%
<b>School</b>				
Principal's years at school	0.0	Down from 7.0	3.0	4.0
Student-teacher ratio in core subjects	18.5 to 1	Down from 20.7 to 1	18.9 to 1	18.5 to 1
Prime instructional time	91.3%	Up from 90.0%	90.5%	89.8%
Opportunities in the arts	Excellent	Up from Good	Good	Good
SACS accreditation	No	No Change	Yes	Yes
Character development program	Below Average	Down from Average	Excellent	Excellent
Dollars spent per pupil*	\$5,918	Down 5.2%	\$6,455	\$7,052
Percent of expenditures for instruction*	75.8%	Down from 77.8%	69.8%	69.1%
Percent of expenditures for teacher salaries*	71.7%	Down from 75.3%	65.3%	64.2%
% of AYP objectives met	82.4%		88.9%	85.7%

\* Prior year audited financial data available.

## EVALUATION RESULTS

	Teachers	Students*	Parents*
Number of surveys returned	34	78	29
Percent satisfied with learning environment	91.2%	94.9%	89.3%
Percent satisfied with social and physical environment	94.1%	88.5%	86.2%
Percent satisfied with school-home relations	87.9%	92.3%	79.3%

\*Only students at the highest elementary school grade level at this school and their parents were included.

## REPORT OF PRINCIPAL AND SCHOOL IMPROVEMENT COUNCIL

Independence Elementary is a Title I school located near the Catawba Indian Reservation in Rock Hill, South Carolina. With approximately 54% of our students on free or reduced lunch, we qualify for additional funding from the federal government to support programs in the school. These funds are used mostly for salaries of para-professionals and Reading Recovery teachers. This past year, we were also able to complete the installation of interactive white boards in all K-5 classrooms. Students have been actively engaged in the newest technology and we pride ourselves in having such a wonderful resource for teachers and students.

Teachers in our building have completed curriculum maps to pace and guide instruction in all of the core subjects. The work on these maps was mostly completed on our district late-start days. These maps along with the new district Literacy Guide will be in place for the 2008-2009 school year. Math will also be a focus for the upcoming year. This past year, we hired retired teachers to tutor children who need additional help based on their PACT scores.

Our PTO this past year, chose not to have a fund raiser but rather ask parents to donate a one-time gift of \$25.00 to build the PTO budget. With only about half of our school population participating in this, the PTO was limited in how much they were able to provide for the school. However, they have contributed toward the Safety Patrol Trip, Fifth Grade Graduation, maintenance of the courtyards and aviary, school assemblies, Red Ribbon Week, and other items. We appreciate the PTO volunteers for their many long hours of work in our school.

The Safety Patrol earned money to support an overnight trip to Charleston, SC. Thanks to the leaders of our Safety Patrol who worked with our children all year.

We continue to receive support from Master Pak Martial Arts and Sullivan Dance Studios in offering on-site programs to our students at a reduced rate. The goal of Independence is to educate the whole child by providing opportunities for students that will enhance their personal talents as well as strengthen their academic success.

Mary Chandler-McVann, principal  
Jennifer Osborne, School Improvement Council President

Comprehensive detail, including definitions of rating, performance criteria, and explanations of status, is available on [www.ed.sc.gov](http://www.ed.sc.gov) and [www.eoc.sc.gov](http://www.eoc.sc.gov) as well as school and school district websites.

Printed versions are available from school districts upon request.

### Abbreviations Key

N/A Not Applicable N/AV Not Available N/C Not Collected N/R Not Reported I/S Insufficient Sample TBD To be determined

NI Newly Identified CSI Continuing School Improvement CA Corrective Action RP Plan to Restructure R Restructure DELAY School Improvement Status HOLD School Improvement Status