



SC Annual School Report Card Summary

York Road Elementary

York 3

Grades: K-5

Enrollment: 480

Principal: J. Patrick Robinson

Superintendent: Dr. Lynn P. Moody

Board Chair: Bob Norwood

PERFORMANCE

Comprehensive detail, including definitions of ratings, performance criteria, and explanations of status, is available on www.ed.sc.gov and www.eoc.sc.gov as well as school and school district websites. Printed versions are available from school districts upon request.

YEAR	ABSOLUTE RATING	GROWTH RATING	PALMETTO GOLD/SILVER AWARD	AYP STATUS	NCLB IMPROVEMENT STATUS
2008	Good	Below Average	TBD	Not Met	N/A
2007	Good	At-Risk	N/A	Not Met	N/A
2006	Good	Below Average	N/A	Not Met	N/A

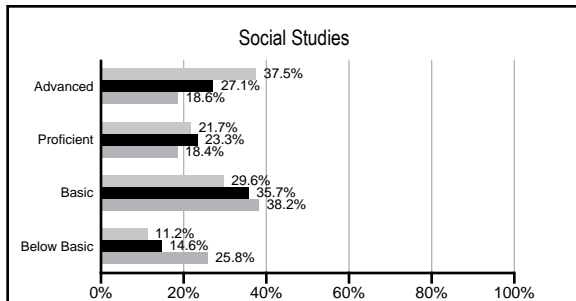
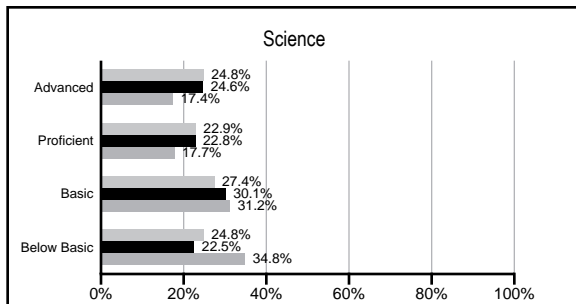
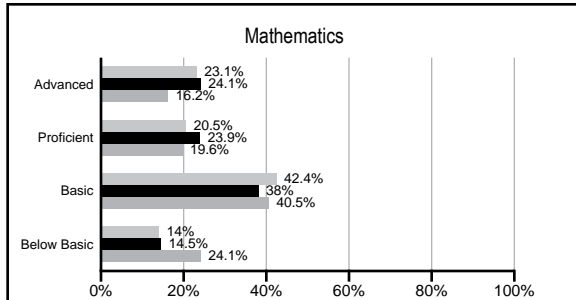
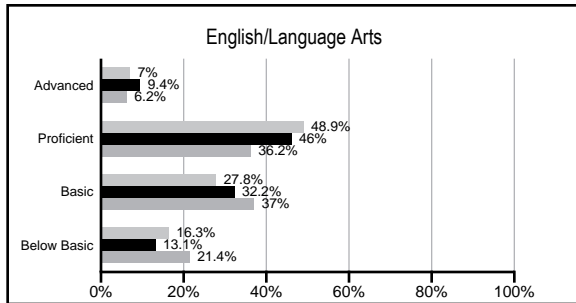
ABSOLUTE RATINGS OF ELEMENTARY SCHOOLS WITH STUDENTS LIKE OURS*

EXCELLENT	GOOD	AVERAGE	BELOW AVERAGE	AT-RISK
5	20	18	2	0

* Ratings are calculated with data available by 02/17/2009. Schools with Students like Ours are Elementary Schools with poverty indices of no more than 5% above or below the index for this school.


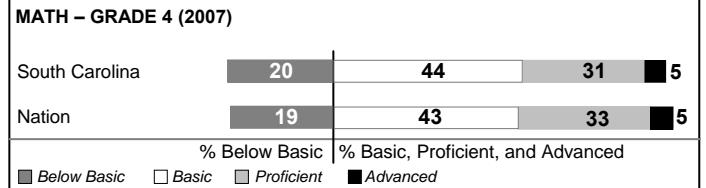
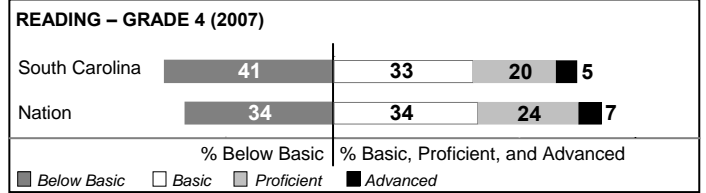
PACT PERFORMANCE

Our School
 Elementary Schools with Students Like Ours
 Elementary schools statewide



NAEP PERFORMANCE*

* Performance reported for SC and nation, data not available at school level. Percentages at NAEP Achievement Levels.



SC PERFORMANCE GOAL

2010 Goal:

By 2010, SC's student achievement will be ranked in the top half of the states nationally. To achieve this goal, we must become one of the fastest improving systems in the country.

2020 Goal: TBD

Abbreviations Key

N/A Not Applicable N/AV Not Available N/C Not Collected N/R Not Reported I/S Insufficient Sample TBD To be determined
 NI Newly Identified CSI Continuing School Improvement CA Corrective Action RP Plan to Restructure R Restructure DELAY School Improvement Status HOLD School Improvement Status

York Road Elementary [York 3]

SCHOOL PROFILE

	Our School	Change from Last Year	Elementary Schools with Students Like Ours	Median Elementary School
Students (n=480)				
Retention rate	1.5%	Down from 1.7%	1.6%	2.3%
Attendance rate	97.3%	Up from 97.1%	96.7%	96.3%
Eligible for gifted and talented	16.3%	Down from 19.0%	20.8%	10.4%
With disabilities other than speech	9.6%	Down from 11.1%	7.0%	7.5%
Out-of-school suspensions or expulsions for violent &/or criminal offenses	0.2%	No Change	0.0%	0.0%
Teachers (n=33)				
Teachers with advanced degrees	48.5%	Down from 53.8%	60.2%	56.7%
Continuing contract teachers	78.8%	Up from 71.8%	82.1%	77.3%
Teachers with emergency or provisional certificates	0.0%	No Change	0.0%	0.0%
Teachers returning from previous year	88.2%	Down from 92.4%	88.5%	86.4%
Teacher attendance rate	95.9%	Up from 95.5%	95.1%	94.9%
Average teacher salary	\$51,121	Up 6.8%	\$47,416	\$45,345
Classes not taught by highly qualified teachers	0.0%	No Change	0.0%	0.0%
School				
Principal's years at school	1.0	Down from 5.0	4.0	4.0
Student-teacher ratio in core subjects	19.0 to 1	Up from 18.6 to 1	20.6 to 1	18.5 to 1
Prime instructional time	92.1%	Up from 90.8%	90.4%	89.8%
Opportunities in the arts	Good	No Change	Good	Good
SACS accreditation	No	No Change	Yes	Yes
Character development program	Average	Down from Excellent	Excellent	Excellent
Dollars spent per pupil*	\$6,504	Up 1.5%	\$6,498	\$7,052
Percent of expenditures for instruction*	73.7%	Down from 75.2%	70.5%	69.1%
Percent of expenditures for teacher salaries*	71.3%	Down from 72.5%	65.7%	64.2%
% of AYP objectives met	90.5%		93.2%	85.7%

* Prior year audited financial data available.

EVALUATION RESULTS

	Teachers	Students*	Parents*
Number of surveys returned	31	62	41
Percent satisfied with learning environment	93.5%	82.3%	82.1%
Percent satisfied with social and physical environment	100.0%	76.3%	92.7%
Percent satisfied with school-home relations	93.5%	80.3%	82.9%

*Only students at the highest elementary school grade level at this school and their parents were included.

REPORT OF PRINCIPAL AND SCHOOL IMPROVEMENT COUNCIL

The School Improvement Council of York Road Elementary School has prepared this summary report of the school's accomplishments for the 2007-2008 school year and the goals for the 2007-2008 school year.

Teachers worked diligently this year on Understanding by Design—an approach to curriculum development that helps teachers form units of study. Numerous staff development hours were used to study and understand this framework. Teachers were also given the opportunity for additional staff development through participation in various conferences and workshops, including those on autism, literacy, and differentiated instruction.

A partnership was begun with the Urban Learning and Leadership Center to study data in order to make decisions that will positively impact academic performance at the school. Through the combined efforts of ULLC, preliminary plans are underway for a school renewal program which we will continue next school year.

Efforts were made to expand our existing PTA and SIC membership. York Road is very grateful to these organizations for their work to promote academic excellence, parental involvement, and community involvement. Our PTA continues to support our classrooms through fund-raising and volunteer efforts, including this year's biggest event, our Family Bingo Night and Silent Auction where approximately \$7,000 was raised for our school. The PTA made an \$8,000 contribution to the school for safety and literacy efforts. We will continue our work toward strengthening both of these organizations in upcoming years.

We continue to review all data in order to make decisions that will positively impact student achievement at York Road Elementary.

J. Patrick Robinson, Principal
Steve Oehme, SIC Chair

Comprehensive detail, including definitions of rating, performance criteria, and explanations of status, is available on www.ed.sc.gov and www.eoc.sc.gov as well as school and school district websites.

Printed versions are available from school districts upon request.

Abbreviations Key

N/A Not Applicable N/AV Not Available N/C Not Collected N/R Not Reported I/S Insufficient Sample TBD To be determined
NI Newly Identified CSI Continuing School Improvement CA Corrective Action RP Plan to Restructure R Restructure DELAY School Improvement Status HOLD School Improvement Status