



SC Annual School Report Card Summary

Sylvia Circle Elementary
York 3

Grades: PK-5

Enrollment: 300

Principal: S. Lindsay-Brown

Superintendent: Dr. Lynn P. Moody

Board Chair: Bob Norwood

PERFORMANCE

Comprehensive detail, including definitions of ratings, performance criteria, and explanations of status, is available on www.ed.sc.gov and www.eoc.sc.gov as well as school and school district websites. Printed versions are available from school districts upon request.

YEAR	ABSOLUTE RATING	GROWTH RATING	PALMETTO GOLD/SILVER AWARD	AYP STATUS	NCLB IMPROVEMENT STATUS
2008	Average	Below Average	TBD	Not Met	N/A
2007	Average	At-Risk	N/A	Not Met	N/A
2006	N/A	N/A	N/A	N/A	N/A

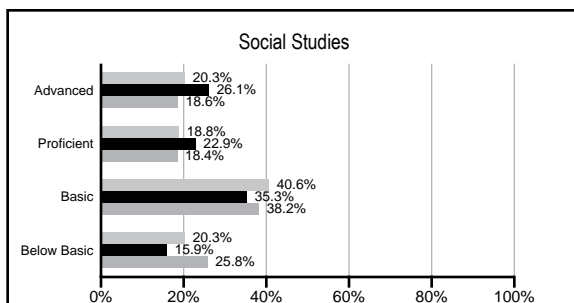
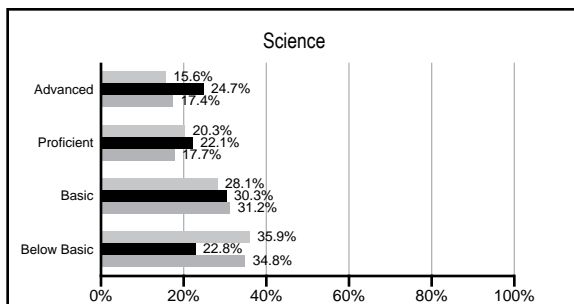
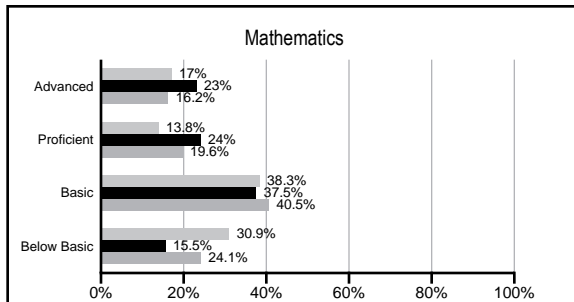
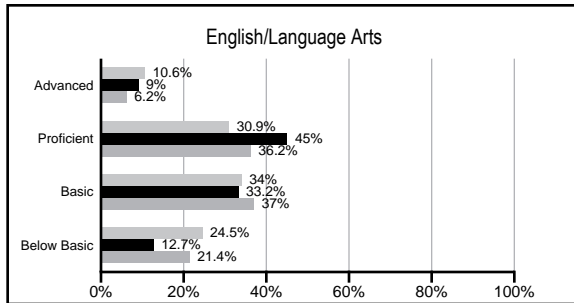
ABSOLUTE RATINGS OF ELEMENTARY SCHOOLS WITH STUDENTS LIKE OURS*

EXCELLENT	GOOD	AVERAGE	BELOW AVERAGE	AT-RISK
4	24	36	1	0

* Ratings are calculated with data available by 02/17/2009. Schools with Students like Ours are Elementary Schools with poverty indices of no more than 5% above or below the index for this school.


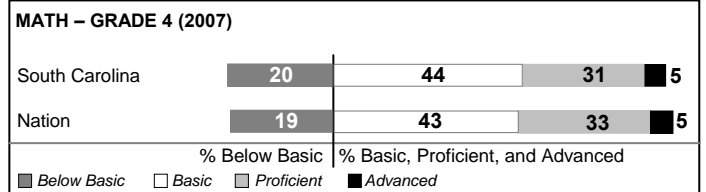
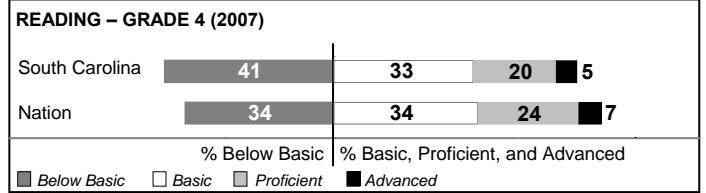
PACT PERFORMANCE

Our School
 Elementary Schools with Students Like Ours
 Elementary schools statewide



NAEP PERFORMANCE*

* Performance reported for SC and nation, data not available at school level. Percentages at NAEP Achievement Levels.



SC PERFORMANCE GOAL

2010 Goal:

By 2010, SC's student achievement will be ranked in the top half of the states nationally. To achieve this goal, we must become one of the fastest improving systems in the country.

2020 Goal: TBD

Abbreviations Key

N/A Not Applicable N/AV Not Available N/C Not Collected N/R Not Reported I/S Insufficient Sample TBD To be determined

NI Newly Identified CSI Continuing School Improvement CA Corrective Action RP Plan to Restructure R Restructure DELAY School Improvement Status HOLD School Improvement Status

Sylvia Circle Elementary [York 3]

SCHOOL PROFILE

	Our School	Change from Last Year	Elementary Schools with Students Like Ours	Median Elementary School
Students (n=300)				
Retention rate	3.2%	Up from 1.6%	1.6%	2.3%
Attendance rate	97.2%	Down from 97.3%	96.7%	96.3%
Eligible for gifted and talented	17.9%	Up from 13.2%	18.7%	10.4%
With disabilities other than speech	5.8%	Up from 4.2%	6.8%	7.5%
Out-of-school suspensions or expulsions for violent &/or criminal offenses	0.0%	No Change	0.0%	0.0%
Teachers (n=23)				
Teachers with advanced degrees	56.5%	Up from 45.0%	60.2%	56.7%
Continuing contract teachers	78.3%	Down from 80.0%	80.0%	77.3%
Teachers with emergency or provisional certificates	0.0%	No Change	0.0%	0.0%
Teachers returning from previous year	N/A	N/A	87.6%	86.4%
Teacher attendance rate	98.0%	Up from 97.7%	95.0%	94.9%
Average teacher salary	\$43,461	Up 1.5%	\$46,934	\$45,345
Classes not taught by highly qualified teachers	0.0%	No Change	0.0%	0.0%
School				
Principal's years at school	2.0	Up from 1.0	3.5	4.0
Student-teacher ratio in core subjects	15.2 to 1	Down from 16.5 to 1	20.4 to 1	18.5 to 1
Prime instructional time	94.6%	Up from 94.3%	90.3%	89.8%
Opportunities in the arts	Good	No Change	Good	Good
SACS accreditation	No	No Change	Yes	Yes
Character development program	Excellent	Up from Good	Excellent	Excellent
Dollars spent per pupil*	\$7,670	N/A	\$6,778	\$7,052
Percent of expenditures for instruction*	67.4%	N/A	70.5%	69.1%
Percent of expenditures for teacher salaries*	65.2%	N/A	66.7%	64.2%
% of AYP objectives met	76.5%		92.2%	85.7%

* Prior year audited financial data available.

EVALUATION RESULTS

	Teachers	Students*	Parents*
Number of surveys returned	29	25	7
Percent satisfied with learning environment	100.0%	80.0%	I/S
Percent satisfied with social and physical environment	100.0%	80.0%	I/S
Percent satisfied with school-home relations	96.6%	84.0%	I/S

*Only students at the highest elementary school grade level at this school and their parents were included.

REPORT OF PRINCIPAL AND SCHOOL IMPROVEMENT COUNCIL

With the support of our School Improvement Council (SIC), The Children's School at Sylvia Circle (TCS) has completed its sixth year as a public Montessori school of choice. TCS continues to educate students using the curriculum designed by Dr. Maria Montessori. Our school's mission follows the Montessori philosophy of educating "the whole child." TCS's curriculum is focused on the academic, social, creative, physical, and emotional growth of each child. Our teachers have been specifically trained in the Montessori Method. We continue to train new staff members in Montessori at Lander University in Greenwood, S.C. The principal has also completed an intensive two-year Montessori Management certification program in from the College of New Rochelle, in New York.

Our SIC has remained focused on our goals to improve and strengthen our academic focus. TCS improved our Absolute Rating over one year to Average. Each grade level team developed curriculum maps to assist in providing our students with the highest level of academic success in the core subject areas, while still infusing Montessori concepts. TCS has made professional development for our teachers a priority. All teachers benefited from Montessori and conventional professional development. Selected teachers attended the American Montessori Society conference in Washington, D.C. Additional professional development sessions from American Montessori Society trainers were also conducted throughout the year.

Visual arts, music, physical education, Spanish classes, and media center time are incorporated into the curriculum in accordance with district requirements. A curricular highlight this year was the introduction of Spanish to our students in grades Three through Five. Our media center was recognized by the office of Library Media Center Management at the South Carolina Department of Education with a rating of "Proficient". A notable achievement this year includes the increase in total number of students eligible for Gifted and Talented. Projections show that this trend will continue.

Parent support has remained strong, not only with the amount of volunteer time given by our families—which totaled more than 2,600 hours—but also financially. Our PTO was able to raise more than \$11,000.00 in one evening with all of the proceeds going directly to the educational initiatives of the faculty and students. Additionally, anonymous donations totaled more than \$10,000.00 with the funds earmarked to purchase outdoor seating for students and additional books for the Media Center.

Growth and enhancement at the school also took place from a physical aesthetics standpoint. We have curb appeal as a result of the installation of concrete sidewalks, reseeding of the lawn, and landscaping, which was made possible by tremendous support from the Rock Hill School District. TCS continues to be a model for others to follow. Visitation by several school districts in the state and business organizations continues as interest is shown in our school model as a public Montessori school.

Sandra Lindsay-Brown, Principal

Comprehensive detail, including definitions of rating, performance criteria, and explanations of status, is available on www.ed.sc.gov and www.eoc.sc.gov as well as school and school district websites.

Printed versions are available from school districts upon request.

Abbreviations Key

N/A Not Applicable N/AV Not Available N/C Not Collected N/R Not Reported I/S Insufficient Sample TBD To be determined

NI Newly Identified CSI Continuing School Improvement CA Corrective Action RP Plan to Restructure R Restructure DELAY School Improvement Status HOLD School Improvement Status