



SC Annual School Report Card Summary

Rosewood Elementary

York 3

Grades: K-5

Enrollment: 597

Principal: Stephen Ward

Superintendent: Dr. Lynn P. Moody

Board Chair: Bob Norwood

PERFORMANCE

Comprehensive detail, including definitions of ratings, performance criteria, and explanations of status, is available on www.ed.sc.gov and www.eoc.sc.gov as well as school and school district websites. Printed versions are available from school districts upon request.

YEAR	ABSOLUTE RATING	GROWTH RATING	PALMETTO GOLD/SILVER AWARD	AYP STATUS	NCLB IMPROVEMENT STATUS
2008	Average	Average	TBD	Not Met	N/A
2007	Good	Good	N/A	Met	N/A
2006	Good	Below Average	Gold	Met	N/A

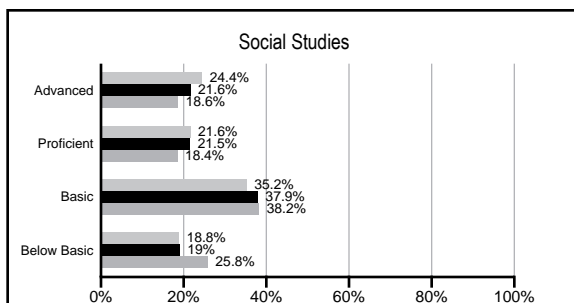
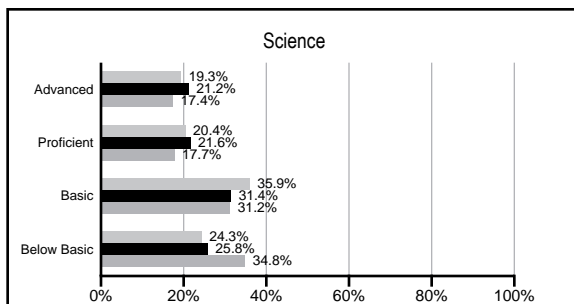
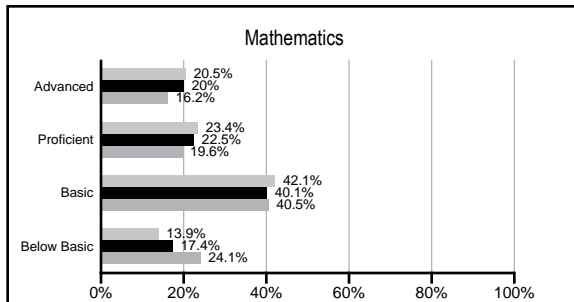
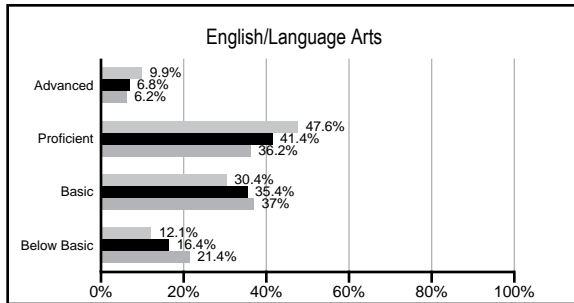
ABSOLUTE RATINGS OF ELEMENTARY SCHOOLS WITH STUDENTS LIKE OURS*

EXCELLENT	GOOD	AVERAGE	BELOW AVERAGE	AT-RISK
0	22	56	4	0

* Ratings are calculated with data available by 02/17/2009. Schools with Students like Ours are Elementary Schools with poverty indices of no more than 5% above or below the index for this school.

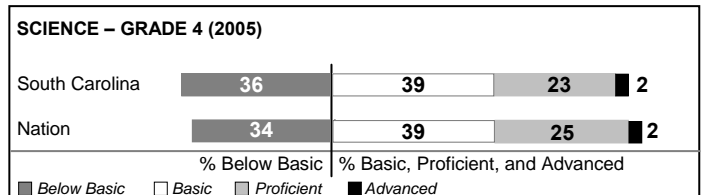

PACT PERFORMANCE

Our School
 Elementary Schools with Students Like Ours
 Elementary schools statewide



NAEP PERFORMANCE*

* Performance reported for SC and nation, data not available at school level. Percentages at NAEP Achievement Levels.



SC PERFORMANCE GOAL

2010 Goal:

By 2010, SC's student achievement will be ranked in the top half of the states nationally. To achieve this goal, we must become one of the fastest improving systems in the country.

2020 Goal: TBD

Abbreviations Key

N/A Not Applicable N/AV Not Available N/C Not Collected N/R Not Reported I/S Insufficient Sample TBD To be determined
 NI Newly Identified CSI Continuing School Improvement CA Corrective Action RP Plan to Restructure R Restructure DELAY School Improvement Status HOLD School Improvement Status

Rosewood Elementary [York 3]

SCHOOL PROFILE

	Our School	Change from Last Year	Elementary Schools with Students Like Ours	Median Elementary School
Students (n=597)				
Retention rate	1.2%	Up from 0.7%	2.2%	2.3%
Attendance rate	96.6%	No Change	96.4%	96.3%
Eligible for gifted and talented	7.9%	Down from 10.4%	12.9%	10.4%
With disabilities other than speech	8.9%	Up from 8.2%	7.4%	7.5%
Out-of-school suspensions or expulsions for violent &/or criminal offenses	0.0%	No Change	0.0%	0.0%
Teachers (n=43)				
Teachers with advanced degrees	48.8%	Up from 39.1%	55.6%	56.7%
Continuing contract teachers	65.1%	Down from 66.0%	78.6%	77.3%
Teachers with emergency or provisional certificates	0.0%	Down from 2.6%	0.0%	0.0%
Teachers returning from previous year	82.6%	Down from 87.0%	88.2%	86.4%
Teacher attendance rate	96.3%	Up from 96.2%	94.9%	94.9%
Average teacher salary	\$44,928	Up 7.2%	\$45,626	\$45,345
Classes not taught by highly qualified teachers	0.0%	No Change	0.0%	0.0%
School				
Principal's years at school	14.0	Up from 13.0	4.0	4.0
Student-teacher ratio in core subjects	18.8 to 1	Down from 22.8 to 1	19.3 to 1	18.5 to 1
Prime instructional time	92.0%	No Change	89.9%	89.8%
Opportunities in the arts	Good	No Change	Good	Good
SACS accreditation	No	No Change	Yes	Yes
Character development program	Excellent	No Change	Excellent	Excellent
Dollars spent per pupil*	\$4,966	Down 2.8%	\$6,403	\$7,052
Percent of expenditures for instruction*	72.6%	Down from 73.1%	69.8%	69.1%
Percent of expenditures for teacher salaries*	69.8%	Down from 70.7%	65.4%	64.2%
% of AYP objectives met	88.0%		92.3%	85.7%

* Prior year audited financial data available.

EVALUATION RESULTS

	Teachers	Students*	Parents*
Number of surveys returned	24	83	76
Percent satisfied with learning environment	95.8%	85.4%	83.6%
Percent satisfied with social and physical environment	95.8%	79.5%	84.9%
Percent satisfied with school-home relations	100.0%	83.1%	81.1%

*Only students at the highest elementary school grade level at this school and their parents were included.

REPORT OF PRINCIPAL AND SCHOOL IMPROVEMENT COUNCIL

Rosewood is an authorized International Baccalaureate School offering the Primary Years Programme (IBPYP). We are one of one-hundred and fifty-seven authorized IBPYP schools in the US. We have integrated the state standards of all content areas into six themes with thirty-six unit planners beginning in K5 through grade 5. The units are spiral and are not repeated in content or activities. In addition, Rosewood offers the KITE-LL foreign language program providing daily instruction in French for all children in grades 3-5. This is our fifth year offering the KITE-LL program. Character development is a vital component of the student's education as reflected in the "Learner Profile". During the "Exhibition Year" of the fifth grade, students identify a global problem, use their knowledge, and develop solutions. This year students worked to heighten students awareness of 'isms'; lookism, classism, ageism, racism, and ableism. They also raised over \$4,000 to purchase and preserve acreage in the rain forest of Costa Rica.

We pursue many innovative programs such as inquiry-based learning, early intervention of academic and behavioral difficulties, and providing differentiated instruction. Technology is integrated into the curriculum and used to support the daily operations of the school. Twelve classrooms support instruction through the Promethean Board. All classrooms have sound systems to enhance the instruction. Students are motivated to read through an Accelerated Reader program. Two literacy teachers provide early intervention for children in grades 1 and 2. An extended learning day provides instruction and supervision of students before and after school through two programs: Challenger and a tutorial program. One ESOL teacher supports the learning of students whose mother tongue is one other than English.

Community interaction is vital to the success of Rosewood students. Our business partners include Chick-fil-A, CiCi's Pizza, McAlister's, Dunkin Donuts, Starbucks, Comporium Telecommunication, Wachovia, and Harris Teeter. Over 8,700 volunteer hours have been contributed to the school this year through our PTO volunteer program.

In addition, our school has received numerous awards and recognitions. Some are the prestigious National Success Story Award from Pearson Digital Learning, the Gold and Silver Award for Academic Excellence from the State Department of Education, and being showcased on the SDE website. Also, we were recognized by the Educational Oversight Committee for closing the achievement gap among students of differing economic, racial, and ethnic groups when performance of the identified group meets or exceeds the 75th percentile of students statewide in either English Language Arts or mathematics, and when the school has met the requirements of Adequate Yearly Progress for all students and for the identified group. Other honors received include the Red Carpet Award, the School of Promise Award, SC Literacy Spot Award, and finalist for Palmetto's Finest Award Program. The School Improvement Council and the PTO have both received the prestigious Sate Board of Education Volunteer Award.

Debi Smith / Teresa Conley, SIC Chairpersons
Stephen Ward, Principal

Comprehensive detail, including definitions of rating, performance criteria, and explanations of status, is available on www.ed.sc.gov and www.eoc.sc.gov as well as school and school district websites.

Printed versions are available from school districts upon request.

Abbreviations Key

N/A Not Applicable N/AV Not Available N/C Not Collected N/R Not Reported I/S Insufficient Sample TBD To be determined
NI Newly Identified CSI Continuing School Improvement CA Corrective Action RP Plan to Restructure R Restructure DELAY School Improvement Status HOLD School Improvement Status