



SC Annual School Report Card Summary

Richmond Drive Elementary

York 3

Grades: K-5

Enrollment: 535

Principal: Patrick Maness

Superintendent: Dr. Lynn P. Moody

Board Chair: Bob Norwood

PERFORMANCE

Comprehensive detail, including definitions of ratings, performance criteria, and explanations of status, is available on www.ed.sc.gov and www.eoc.sc.gov as well as school and school district websites. Printed versions are available from school districts upon request.

YEAR	ABSOLUTE RATING	GROWTH RATING	PALMETTO GOLD/SILVER AWARD	AYP STATUS	NCLB IMPROVEMENT STATUS
2008	Average	Average	TBD	Not Met	N/A
2007	Average	At-Risk	N/A	Met	N/A
2006	Good	Below Average	N/A	Met	N/A

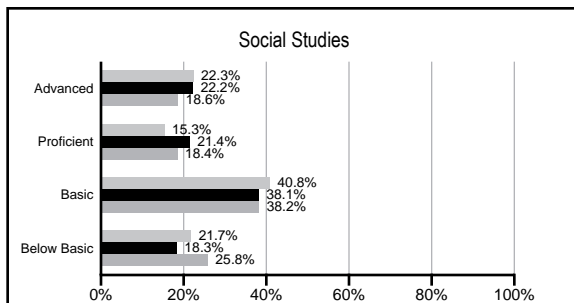
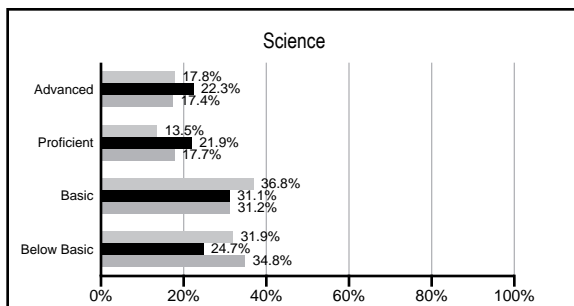
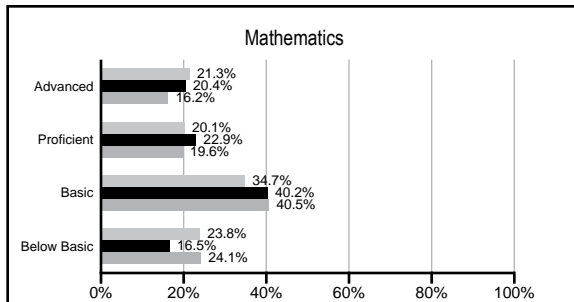
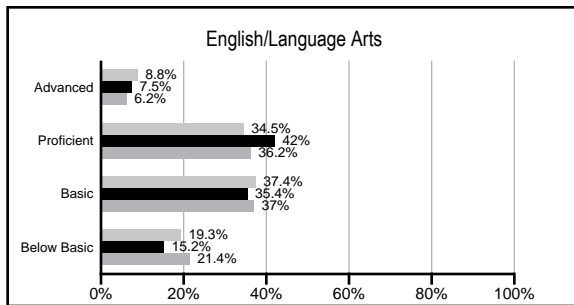
ABSOLUTE RATINGS OF ELEMENTARY SCHOOLS WITH STUDENTS LIKE OURS*

EXCELLENT	GOOD	AVERAGE	BELOW AVERAGE	AT-RISK
1	28	56	4	0

* Ratings are calculated with data available by 02/17/2009. Schools with Students like Ours are Elementary Schools with poverty indices of no more than 5% above or below the index for this school.

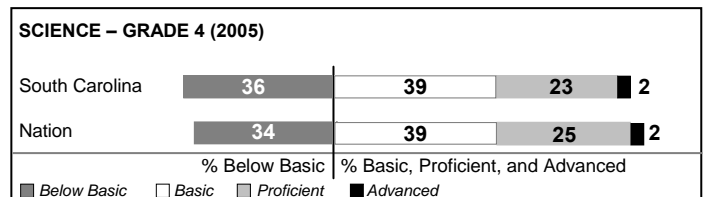
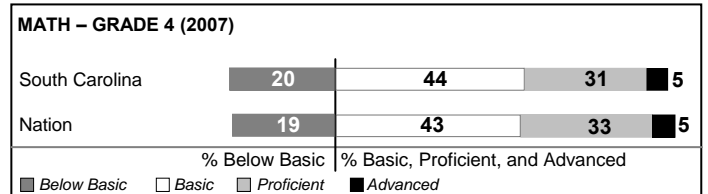

PACT PERFORMANCE

Our School
 Elementary Schools with Students Like Ours
 Elementary schools statewide



NAEP PERFORMANCE*

* Performance reported for SC and nation, data not available at school level. Percentages at NAEP Achievement Levels.



SC PERFORMANCE GOAL

2010 Goal:

By 2010, SC's student achievement will be ranked in the top half of the states nationally. To achieve this goal, we must become one of the fastest improving systems in the country.

2020 Goal: TBD

Abbreviations Key

N/A Not Applicable N/AV Not Available N/C Not Collected N/R Not Reported I/S Insufficient Sample TBD To be determined
 NI Newly Identified CSI Continuing School Improvement CA Corrective Action RP Plan to Restructure R Restructure DELAY School Improvement Status HOLD School Improvement Status

Richmond Drive Elementary [York 3]

SCHOOL PROFILE

	Our School	Change from Last Year	Elementary Schools with Students Like Ours	Median Elementary School
Students (n=535)				
Retention rate	1.3%	Up from 0.6%	2.0%	2.3%
Attendance rate	96.7%	Up from 96.6%	96.5%	96.3%
Eligible for gifted and talented	14.6%	Down from 18.1%	16.1%	10.4%
With disabilities other than speech	9.5%	Up from 8.3%	7.0%	7.5%
Out-of-school suspensions or expulsions for violent &/or criminal offenses	0.0%	No Change	0.0%	0.0%
Teachers (n=40)				
Teachers with advanced degrees	62.5%	Down from 64.9%	59.6%	56.7%
Continuing contract teachers	75.0%	Down from 78.4%	81.0%	77.3%
Teachers with emergency or provisional certificates	0.0%	No Change	0.0%	0.0%
Teachers returning from previous year	90.5%	Down from 93.5%	89.4%	86.4%
Teacher attendance rate	96.6%	Up from 96.4%	94.7%	94.9%
Average teacher salary	\$47,944	Up 0.8%	\$46,467	\$45,345
Classes not taught by highly qualified teachers	0.0%	No Change	0.0%	0.0%
School				
Principal's years at school	8.0	Up from 7.0	5.0	4.0
Student-teacher ratio in core subjects	18.9 to 1	Down from 19.9 to 1	19.5 to 1	18.5 to 1
Prime instructional time	91.6%	Down from 92.2%	90.2%	89.8%
Opportunities in the arts	Good	Down from Excellent	Good	Good
SACS accreditation	No	Down from Yes	Yes	Yes
Character development program	Good	No Change	Excellent	Excellent
Dollars spent per pupil*	\$5,751	Down 6.6%	\$6,451	\$7,052
Percent of expenditures for instruction*	73.1%	Down from 74.8%	69.7%	69.1%
Percent of expenditures for teacher salaries*	71.0%	Down from 72.4%	65.6%	64.2%
% of AYP objectives met	71.4%		91.4%	85.7%

* Prior year audited financial data available.

EVALUATION RESULTS

	Teachers	Students*	Parents*
Number of surveys returned	26	72	41
Percent satisfied with learning environment	92.3%	94.4%	97.5%
Percent satisfied with social and physical environment	96.0%	92.9%	90.2%
Percent satisfied with school-home relations	92.3%	86.1%	82.5%

*Only students at the highest elementary school grade level at this school and their parents were included.

REPORT OF PRINCIPAL AND SCHOOL IMPROVEMENT COUNCIL

There were many highlights from 2007-2008 at Richmond Drive Elementary. The school celebrated winning the Literacy Spot award and was recognized at the Reading Recovery Conference in Charleston. Faculty members created integrated curriculum maps that were used for planning and instruction at each grade level. The teachers collaboratively worked to develop integrated units. These units engaged children in learning much more deeply and creatively. The staff celebrated their units by presenting them in a fun way to the rest of the faculty. Teachers learned how to better use test data to meet the individual needs of children. Targets for academic growth were set and the staff worked to meet those goals. Daily, all children received individualized reading instruction in small groups. In the computer lab, students worked at their own pace on challenging math content in the Successmaker program. Richmond Drive was blessed to have three Reading Recovery teachers who served thirty-seven students in the one-on-one tutorial program. The school used Title 1 funds for Reading Recovery teachers, assistants, Promethean boards, computer projectors and, leveled books. Richmond Drive tutored over sixty children in the after-school program. Teachers received \$12,000 in grant money for foreign language and English as a Second Language programs. The Richmond Drive PTO also raised funds to purchase science kits for each teacher.

Students got to experience hands-on learning through field trips to Columbia, Charleston, Kings Mountain, Discovery Place, Landsford Canal, Riverpark, Brattonsville, the Carroll School, the Museum of York County, the rock quarry, and local neighborhood sites. Fourth graders went on a three day trip to Pickens for a Crime Scene Investigators (CSI) themed camp that was sponsored by Clemson Extension. In addition to trips, an all girl rock band, the Vesties, performed for students and emphasized the value of reading. Student work was highlighted at our Student Spotlight Supper catered by Outback Steakhouse. All third, fourth, and fifth graders continued to learn Spanish daily in our immersion-based KITE-LL program. For our related arts classes, children had an opportunity to shine in the Art Show and Talent Show in the spring. Richmond Drive truly does have fantastic talent. Over thirty girls participated in the Girls on the Run program after school. All the girls finished a five kilometer road race and received medals for their effort. During the school day, physical education teachers met with each class two times a week in addition to their regular physical activity time at recess and in the classroom. All third and fourth graders learned to swim at the Aquatic Center. During the next school year, upper grade students will learn archery skills as a part of the physical education program. In 2008-2009, Richmond Drive will have completely new "drives" for drop off and pickup. As a benefit of the new traffic routes, the school will have a paved walking track so students and teachers can exercise on bad weather days. These new paving efforts will yield a much more safe arrival and dismissal to and from school for children. The only way that so much can be accomplished is through the concerted effort of parents, staff members and the whole school community working together to do what is in the best interest of children. During 2007-2008, Richmond Drive truly "engaged students for successful futures."

Comprehensive detail, including definitions of rating, performance criteria, and explanations of status, is available on www.ed.sc.gov and www.eoc.sc.gov as well as school and school district websites.

Printed versions are available from school districts upon request.

Abbreviations Key

N/A Not Applicable N/AV Not Available N/C Not Collected N/R Not Reported I/S Insufficient Sample TBD To be determined

NI Newly Identified CSI Continuing School Improvement CA Corrective Action RP Plan to Restructure R Restructure DELAY School Improvement Status HOLD School Improvement Status