



SC Annual School Report Card Summary

Oakdale Elementary

York 3

Grades: K-5

Principal: Neil McVann

Superintendent: Dr. Lynn P. Moody

Board Chair: Bob Norwood

Enrollment: 673

PERFORMANCE

Comprehensive detail, including definitions of ratings, performance criteria, and explanations of status, is available on www.ed.sc.gov and www.eoc.sc.gov as well as school and school district websites. Printed versions are available from school districts upon request.

YEAR	ABSOLUTE RATING	GROWTH RATING	PALMETTO GOLD/SILVER AWARD	AYP STATUS	NCLB IMPROVEMENT STATUS
2008	Below Average	At-Risk	TBD	Not Met	N/A
2007	Average	At-Risk	N/A	Met	N/A
2006	Average	Below Average	N/A	Met	N/A

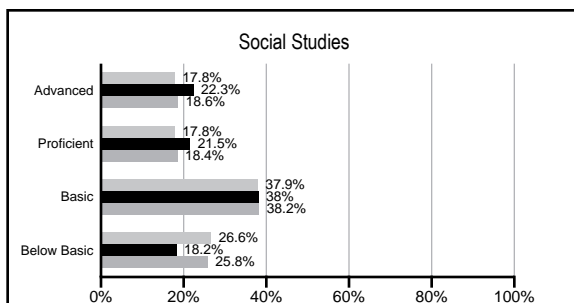
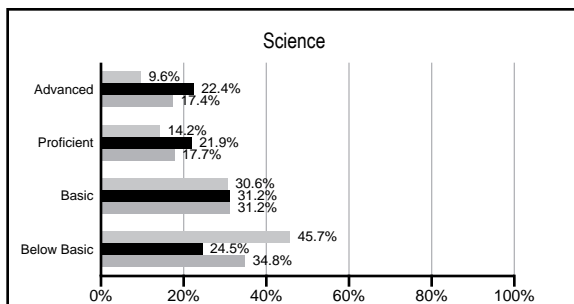
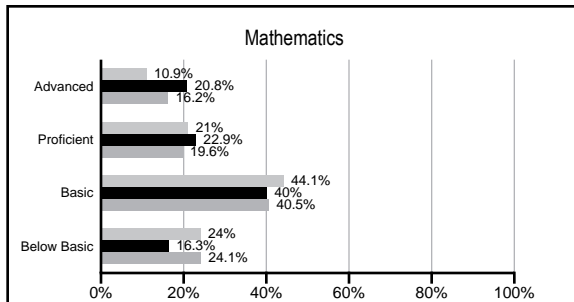
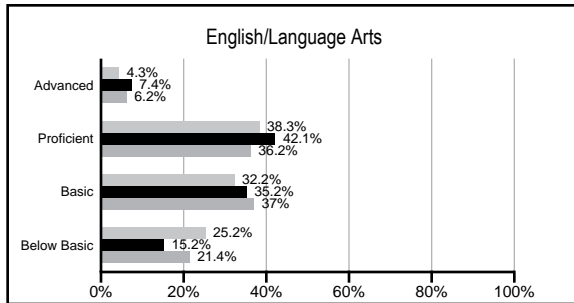
ABSOLUTE RATINGS OF ELEMENTARY SCHOOLS WITH STUDENTS LIKE OURS*

EXCELLENT	GOOD	AVERAGE	BELOW AVERAGE	AT-RISK
1	29	57	4	0

* Ratings are calculated with data available by 02/17/2009. Schools with Students like Ours are Elementary Schools with poverty indices of no more than 5% above or below the index for this school.

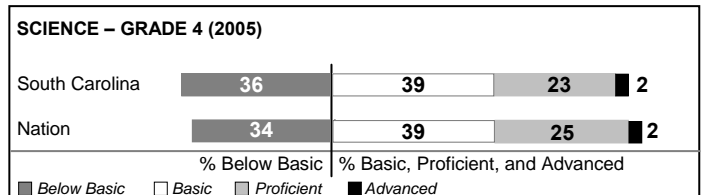

PACT PERFORMANCE

Our School
 Elementary Schools with Students Like Ours
 Elementary schools statewide



NAEP PERFORMANCE*

* Performance reported for SC and nation, data not available at school level. Percentages at NAEP Achievement Levels.



SC PERFORMANCE GOAL

2010 Goal:

By 2010, SC's student achievement will be ranked in the top half of the states nationally. To achieve this goal, we must become one of the fastest improving systems in the country.

2020 Goal: TBD

Abbreviations Key

N/A Not Applicable N/AV Not Available N/C Not Collected N/R Not Reported I/S Insufficient Sample TBD To be determined
 NI Newly Identified CSI Continuing School Improvement CA Corrective Action RP Plan to Restructure R Restructure DELAY School Improvement Status HOLD School Improvement Status

Oakdale Elementary [York 3]

SCHOOL PROFILE

	Our School	Change from Last Year	Elementary Schools with Students Like Ours	Median Elementary School
Students (n=673)				
Retention rate	1.8%	Down from 2.5%	2.1%	2.3%
Attendance rate	96.8%	Down from 97.0%	96.4%	96.3%
Eligible for gifted and talented	8.7%	Down from 10.7%	14.6%	10.4%
With disabilities other than speech	7.4%	Down from 9.5%	7.0%	7.5%
Out-of-school suspensions or expulsions for violent &/or criminal offenses	0.0%	No Change	0.0%	0.0%
Teachers (n=42)				
Teachers with advanced degrees	61.9%	Up from 57.5%	57.1%	56.7%
Continuing contract teachers	78.6%	Down from 80.0%	79.7%	77.3%
Teachers with emergency or provisional certificates	2.6%	Down from 5.3%	0.0%	0.0%
Teachers returning from previous year	90.4%	No Change	89.2%	86.4%
Teacher attendance rate	95.0%	Down from 95.3%	94.9%	94.9%
Average teacher salary	\$48,025	Up 1.4%	\$46,138	\$45,345
Classes not taught by highly qualified teachers	0.0%	No Change	0.0%	0.0%
School				
Principal's years at school	6.0	Up from 5.0	5.0	4.0
Student-teacher ratio in core subjects	19.3 to 1	Down from 20.1 to 1	19.3 to 1	18.5 to 1
Prime instructional time	90.9%	Down from 91.1%	90.2%	89.8%
Opportunities in the arts	Good	No Change	Good	Good
SACS accreditation	No	No Change	Yes	Yes
Character development program	Good	Down from Excellent	Excellent	Excellent
Dollars spent per pupil*	\$5,855	Up 5.3%	\$6,412	\$7,052
Percent of expenditures for instruction*	74.7%	Down from 77.3%	69.6%	69.1%
Percent of expenditures for teacher salaries*	72.5%	Down from 73.8%	65.7%	64.2%
% of AYP objectives met	71.4%		92.3%	85.7%

* Prior year audited financial data available.

REPORT OF PRINCIPAL AND SCHOOL IMPROVEMENT COUNCIL

Oakdale Elementary School continued to focus on literacy during the 2007-2008 school year and has completed the second year of its five year literacy plan. The literacy plan was a collaborative effort between the Oakdale staff, School Improvement Council, and the Oakdale community. Beginning of the year, mid-year, and end of year DRA/Running Record testing of all students helped determine instructional levels and has provided data for analysis.

The School Improvement Council and the PTO continued to play a vital role in supporting Oakdale students and staff. The SIC continued its important role in helping Oakdale School sponsor its 5th annual "Parent Literacy Night". Included in the parent activities were mini-lessons for parents with ideas, suggestions, and activities to reinforce literacy instruction at home. All parents and guardians received a take-home packet containing the information presented during the mini-lessons.

The Oakdale PTO continued to sponsor fundraising activities and committed these monies for all Oakdale students. Activities funded by the PTO include but not limited to: Money for the literacy closet, school media center, enrichment projects sponsored by the specialty area teachers, medical services for needy students, and teacher's wish lists.

Mr. Neil McVann, Principal
Mr. Tyrone Hart, SIC Chairperson

EVALUATION RESULTS

	Teachers	Students*	Parents*
Number of surveys returned	35	112	68
Percent satisfied with learning environment	94.3%	89.3%	92.5%
Percent satisfied with social and physical environment	94.3%	89.1%	80.6%
Percent satisfied with school-home relations	82.4%	87.4%	83.6%

*Only students at the highest elementary school grade level at this school and their parents were included.

Comprehensive detail, including definitions of rating, performance criteria, and explanations of status, is available on www.ed.sc.gov and www.eoc.sc.gov as well as school and school district websites.

Printed versions are available from school districts upon request.

Abbreviations Key

N/A Not Applicable N/AV Not Available N/C Not Collected N/R Not Reported I/S Insufficient Sample TBD To be determined

NI Newly Identified CSI Continuing School Improvement CA Corrective Action RP Plan to Restructure R Restructure DELAY School Improvement Status HOLD School Improvement Status