



SC Annual School Report Card Summary

Northside Elementary

York 3

Grades: K-5

Enrollment: 464

Principal: Linda C. Crute

Superintendent: Dr. Lynn P. Moody

Board Chair: Bob Norwood

PERFORMANCE

Comprehensive detail, including definitions of ratings, performance criteria, and explanations of status, is available on www.ed.sc.gov and www.eoc.sc.gov as well as school and school district websites. Printed versions are available from school districts upon request.

YEAR	ABSOLUTE RATING	GROWTH RATING	PALMETTO GOLD/SILVER AWARD	AYP STATUS	NCLB IMPROVEMENT STATUS
2008	Below Average	Average	TBD	Not Met	NI
2007	Below Average	Below Average	N/A	Not Met	N/A
2006	Average	Average	N/A	Met	N/A

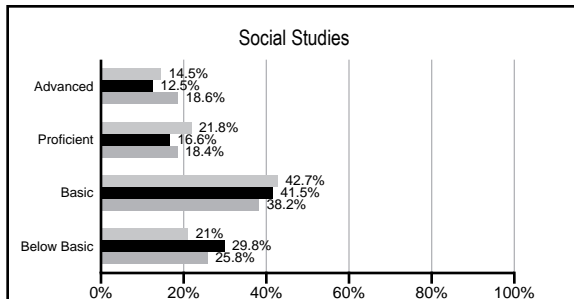
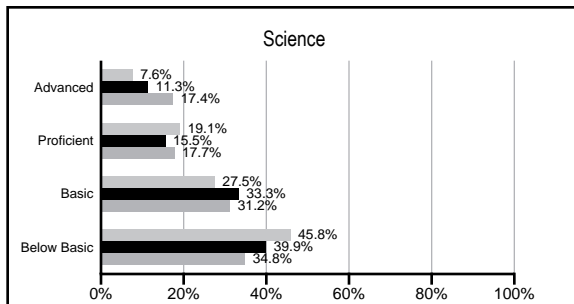
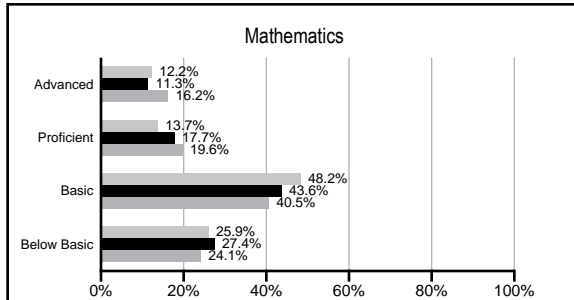
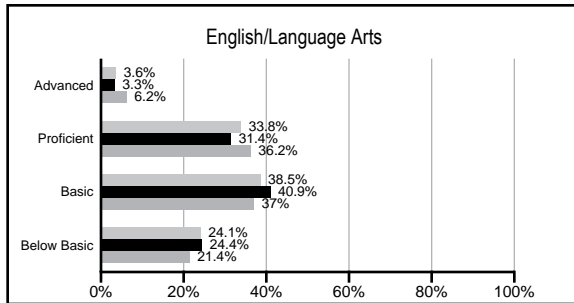
ABSOLUTE RATINGS OF ELEMENTARY SCHOOLS WITH STUDENTS LIKE OURS*

EXCELLENT	GOOD	AVERAGE	BELOW AVERAGE	AT-RISK
0	1	33	57	3

* Ratings are calculated with data available by 02/17/2009. Schools with Students like Ours are Elementary Schools with poverty indices of no more than 5% above or below the index for this school.

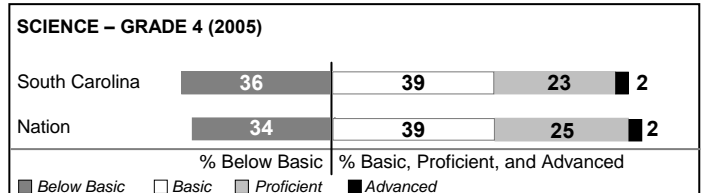

PACT PERFORMANCE

Our School Elementary Schools with Students Like Ours Elementary schools statewide



NAEP PERFORMANCE*

* Performance reported for SC and nation, data not available at school level. Percentages at NAEP Achievement Levels.



SC PERFORMANCE GOAL

2010 Goal:

By 2010, SC's student achievement will be ranked in the top half of the states nationally. To achieve this goal, we must become one of the fastest improving systems in the country.

2020 Goal: TBD

Abbreviations Key

N/A Not Applicable N/AV Not Available N/C Not Collected N/R Not Reported I/S Insufficient Sample TBD To be determined
 NI Newly Identified CSI Continuing School Improvement CA Corrective Action RP Plan to Restructure R Restructure DELAY School Improvement Status HOLD School Improvement Status

Northside Elementary [York 3]

SCHOOL PROFILE

	Our School	Change from Last Year	Elementary Schools with Students Like Ours	Median Elementary School
Students (n=464)				
Retention rate	2.0%	Up from 1.2%	2.9%	2.3%
Attendance rate	96.1%	Up from 96.0%	96.1%	96.3%
Eligible for gifted and talented	6.5%	Up from 5.4%	8.2%	10.4%
With disabilities other than speech	9.0%	Down from 11.3%	9.0%	7.5%
Out-of-school suspensions or expulsions for violent &/or criminal offenses	0.2%	No Change	0.0%	0.0%
Teachers (n=40)				
Teachers with advanced degrees	50.0%	Down from 51.4%	54.8%	56.7%
Continuing contract teachers	72.5%	Down from 81.1%	78.7%	77.3%
Teachers with emergency or provisional certificates	5.7%	Up from 2.9%	0.0%	0.0%
Teachers returning from previous year	91.7%	Down from 94.2%	86.5%	86.4%
Teacher attendance rate	96.2%	Down from 97.1%	94.7%	94.9%
Average teacher salary	\$46,179	Up 1.6%	\$45,059	\$45,345
Classes not taught by highly qualified teachers	0.0%	No Change	0.0%	0.0%
School				
Principal's years at school	7.0	Up from 6.0	4.0	4.0
Student-teacher ratio in core subjects	17.8 to 1	Down from 18.1 to 1	18.4 to 1	18.5 to 1
Prime instructional time	90.5%	Down from 91.4%	89.0%	89.8%
Opportunities in the arts	Excellent	No Change	Good	Good
SACS accreditation	No	No Change	Yes	Yes
Character development program	Good	Down from Excellent	Excellent	Excellent
Dollars spent per pupil*	\$7,071	Up 5.1%	\$7,265	\$7,052
Percent of expenditures for instruction*	75.4%	Down from 77.7%	68.4%	69.1%
Percent of expenditures for teacher salaries*	70.4%	Down from 73.7%	62.7%	64.2%
% of AYP objectives met	88.2%		81.0%	85.7%

* Prior year audited financial data available.

EVALUATION RESULTS

	Teachers	Students*	Parents*
Number of surveys returned	37	73	46
Percent satisfied with learning environment	97.3%	87.7%	86.7%
Percent satisfied with social and physical environment	100.0%	83.3%	91.1%
Percent satisfied with school-home relations	97.3%	86.3%	84.4%

*Only students at the highest elementary school grade level at this school and their parents were included.

REPORT OF PRINCIPAL AND SCHOOL IMPROVEMENT COUNCIL

Northside Elementary School of the Arts is a Title I school serving 485 students in grades K-5th with 65 staff members. The goal of our school is to provide learning opportunities for all children to achieve academically and personally through collaboration with the community, parents, and staff. We began our school year celebrating the SC Creative Ticket state art award. Our community business partners include Northside Baptist Church, E S & Y Auto Repair, St. John's Methodist Church, Bethel United Methodist Church, Rogers Memorial ARP Church, Chick-fil-A, Manchester Theater, McDonald's, Target, Sagebrush, Family Trust Credit Union, Senior Owl Club with Parks and Recreation, American Martial Arts, O'Charley's, Chili's Restaurant, and Waterford Golf Club. Grants totaling over \$29,000 received this year supported additional resources for classrooms.

As a Red Carpet School and School of Promise, we continue to provide a positive relationship with home and community. All students participated in service learning projects such as \$1400 for Jump Rope for Heart, collection of aluminum tabs for American Diabetes, and canned goods for the Salvation Army. Junior Achievement classes were provided for first through fifth grade

The SIC and PTO collaborated throughout the year to provide interactive whiteboards for classrooms. Communication with parents continued through Conversations with the Principal talks during the year which focused on math instruction. An International Night highlighted the arts and learning of other countries around the world.

As an Arts in Basic Curriculum School, all classes are integrating the arts. The school was named a National School of Distinction by the Kennedy Performing Arts Center. Twenty five students represented the school at a performance on the Millennium Stage at the Kennedy Performing Arts Center in Washington, D.C. in March. For the sixth year, we received a \$20,000 Distinguished Arts Program Grant. A full time certified drama teacher and dance teacher provided students with a full performing visual arts curriculum. The staff developed arts integration lessons. The artist in residence, StageWorks, provided creative writing instruction in all grade levels and for the staff. After school strings lessons were provided to 3rd through 5th grade students.

Design qualities were incorporated into lessons. Staff members designed pre and post tests in math to guide instruction. The family educator worked with parents and children. Literacy and math workshops were provided for parents.

Our focus this year will be building our professional learning community, arts integration, and math instruction.

Debbie Morgan, SIC Chair
Linda Crute, Principal

Comprehensive detail, including definitions of rating, performance criteria, and explanations of status, is available on www.ed.sc.gov and www.eoc.sc.gov as well as school and school district websites.

Printed versions are available from school districts upon request.

Abbreviations Key

N/A Not Applicable N/AV Not Available N/C Not Collected N/R Not Reported I/S Insufficient Sample TBD To be determined
NI Newly Identified CSI Continuing School Improvement CA Corrective Action RP Plan to Restructure R Restructure DELAY School Improvement Status HOLD School Improvement Status