



# SC Annual School Report Card Summary

**Lesslie Elementary**  
**York 3**  
**Grades: K-5**      **Enrollment: 500**  
**Principal: Seberina Myles**  
**Superintendent: Dr. Lynn P. Moody**  
**Board Chair: Bob Norwood**

## PERFORMANCE

Comprehensive detail, including definitions of ratings, performance criteria, and explanations of status, is available on [www.ed.sc.gov](http://www.ed.sc.gov) and [www.eoc.sc.gov](http://www.eoc.sc.gov) as well as school and school district websites. Printed versions are available from school districts upon request.

YEAR	ABSOLUTE RATING	GROWTH RATING	PALMETTO GOLD/SILVER AWARD	AYP STATUS	NCLB IMPROVEMENT STATUS
2008	Average	Below Average	TBD	Met	N/A
2007	Average	At-Risk	N/A	Not Met	N/A
2006	Average	Below Average	N/A	Not Met	N/A

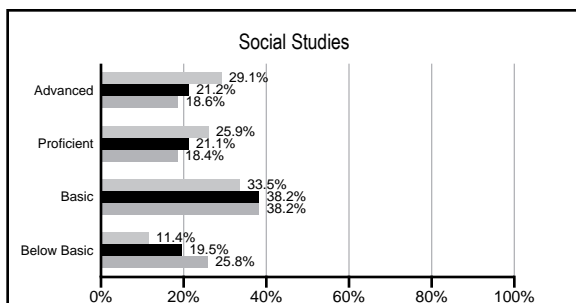
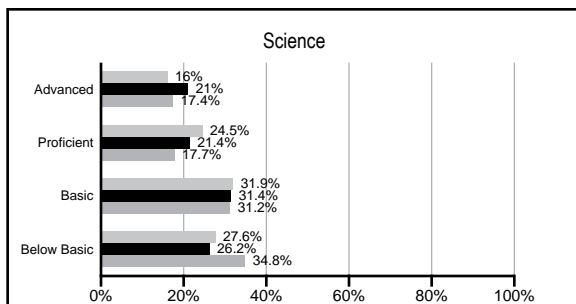
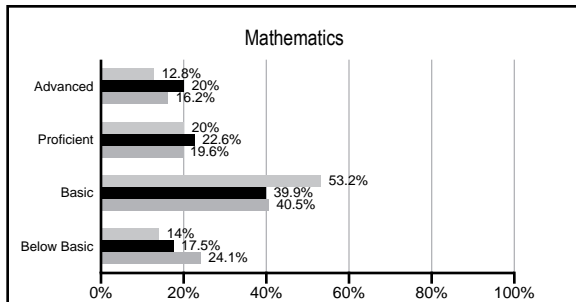
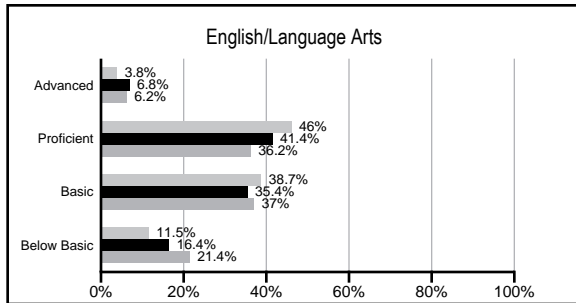
## ABSOLUTE RATINGS OF ELEMENTARY SCHOOLS WITH STUDENTS LIKE OURS\*

EXCELLENT	GOOD	AVERAGE	BELOW AVERAGE	AT-RISK
0	22	57	5	0

\* Ratings are calculated with data available by 02/17/2009. Schools with Students like Ours are Elementary Schools with poverty indices of no more than 5% above or below the index for this school.

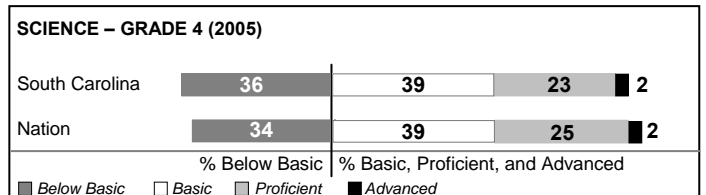

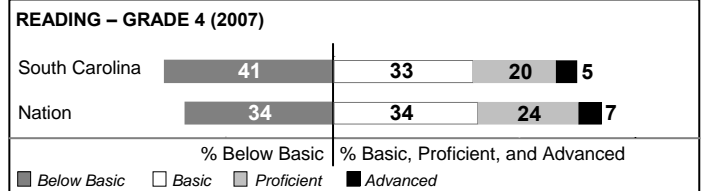
## PACT PERFORMANCE

Our School     
  Elementary Schools with Students Like Ours     
  Elementary schools statewide



## NAEP PERFORMANCE\*

\* Performance reported for SC and nation, data not available at school level. Percentages at NAEP Achievement Levels.



## SC PERFORMANCE GOAL

2010 Goal:

*By 2010, SC's student achievement will be ranked in the top half of the states nationally. To achieve this goal, we must become one of the fastest improving systems in the country.*

2020 Goal: TBD

### Abbreviations Key

N/A Not Applicable N/AV Not Available N/C Not Collected N/R Not Reported I/S Insufficient Sample TBD To be determined  
 NI Newly Identified CSI Continuing School Improvement CA Corrective Action RP Plan to Restructure R Restructure DELAY School Improvement Status HOLD School Improvement Status

# Lesslie Elementary [York 3]

## SCHOOL PROFILE

	Our School	Change from Last Year	Elementary Schools with Students Like Ours	Median Elementary School
<b>Students (n=500)</b>				
Retention rate	0.6%	Down from 2.0%	2.1%	2.3%
Attendance rate	96.6%	Down from 96.8%	96.4%	96.3%
Eligible for gifted and talented	9.1%	Down from 9.7%	13.5%	10.4%
With disabilities other than speech	11.0%	Down from 13.8%	7.2%	7.5%
Out-of-school suspensions or expulsions for violent &/or criminal offenses	0.0%	No Change	0.0%	0.0%
<b>Teachers (n=37)</b>				
Teachers with advanced degrees	75.7%	Up from 60.5%	55.8%	56.7%
Continuing contract teachers	81.1%	Up from 76.3%	78.5%	77.3%
Teachers with emergency or provisional certificates	0.0%	No Change	0.0%	0.0%
Teachers returning from previous year	89.1%	Down from 89.4%	88.6%	86.4%
Teacher attendance rate	95.9%	Down from 96.6%	94.9%	94.9%
Average teacher salary	\$48,735	Up 6.5%	\$45,945	\$45,345
Classes not taught by highly qualified teachers	2.5%	Up from 0.6%	0.0%	0.0%
<b>School</b>				
Principal's years at school	3.0	Up from 2.0	5.0	4.0
Student-teacher ratio in core subjects	19.4 to 1	Up from 18.5 to 1	19.2 to 1	18.5 to 1
Prime instructional time	91.2%	Down from 92.4%	90.1%	89.8%
Opportunities in the arts	Good	No Change	Good	Good
SACS accreditation	No	No Change	Yes	Yes
Character development program	Good	No Change	Excellent	Excellent
Dollars spent per pupil*	\$6,406	Up 10.0%	\$6,399	\$7,052
Percent of expenditures for instruction*	74.8%	Down from 76.6%	69.7%	69.1%
Percent of expenditures for teacher salaries*	72.6%	Down from 74.2%	65.4%	64.2%
% of AYP objectives met	100.0%		92.3%	85.7%

\* Prior year audited financial data available.

## REPORT OF PRINCIPAL AND SCHOOL IMPROVEMENT COUNCIL

Lesslie is a rural school that serves 510 students in kindergarten through grade 5. Our faculty and staff have remained focused on our goals to improve and reinforce our academic objectives. All decisions and activities support our Mission Statement: "Working together, engaging minds and developing character for a better tomorrow."

Teachers continued to develop and revise curriculum maps to support our students as they strive for the highest level of academic success in the core subject areas. Our teachers continue to be lifelong learners by participating in district staff development, and attending workshops, conferences, taking college courses, and observing peers.

Literacy is embraced and celebrated at Lesslie. Students participate in author visits, book talks, Literacy Day, Writing Day, guest readers, and classroom literacy events. Enlarging and enhancing the school literacy closet is an ongoing project.

Art, music, physical education, and the media center are integrated into the curriculum on a daily basis. All teachers collaborate to plan instructionally sound lessons for all children.

Parental support has remained strong. Our PTO shows support by volunteering numerous hours to our school and donating over \$20,000 to sustain educational initiatives.

Our School Improvement Council will continue to assist in the monitoring and evaluation of innovations and improvements.

Seberina Myles, Principal  
Christi Cox, Chairperson, School Improvement Council

## EVALUATION RESULTS

	Teachers	Students*	Parents*
Number of surveys returned	27	65	56
Percent satisfied with learning environment	81.5%	82.8%	89.3%
Percent satisfied with social and physical environment	85.2%	88.9%	83.3%
Percent satisfied with school-home relations	92.0%	93.8%	85.5%

\*Only students at the highest elementary school grade level at this school and their parents were included.

Comprehensive detail, including definitions of rating, performance criteria, and explanations of status, is available on [www.ed.sc.gov](http://www.ed.sc.gov) and [www.eoc.sc.gov](http://www.eoc.sc.gov) as well as school and school district websites.

Printed versions are available from school districts upon request.

### Abbreviations Key

N/A Not Applicable N/AV Not Available N/C Not Collected N/R Not Reported I/S Insufficient Sample TBD To be determined  
NI Newly Identified CSI Continuing School Improvement CA Corrective Action RP Plan to Restructure R Restructure DELAY School Improvement Status HOLD School Improvement Status