



SC Annual School Report Card Summary

Finley Road Elementary
York 3

Grades: K-5

Enrollment: 551

Principal: Deborah Maynard

Superintendent: Dr. Lynn P. Moody

Board Chair: Bob Norwood

PERFORMANCE

Comprehensive detail, including definitions of ratings, performance criteria, and explanations of status, is available on www.ed.sc.gov and www.eoc.sc.gov as well as school and school district websites. Printed versions are available from school districts upon request.

YEAR	ABSOLUTE RATING	GROWTH RATING	PALMETTO GOLD/SILVER AWARD	AYP STATUS	NCLB IMPROVEMENT STATUS
2008	Average	Good	TBD	Not Met	N/A
2007	Average	At-Risk	N/A	Not Met	N/A
2006	Average	Average	N/A	Met	N/A

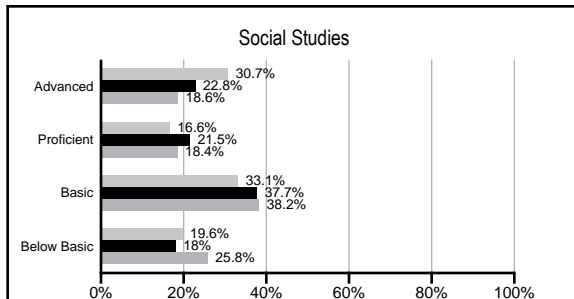
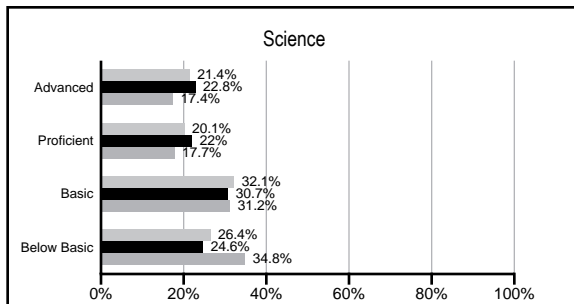
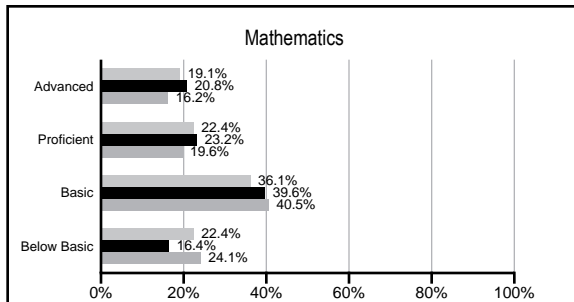
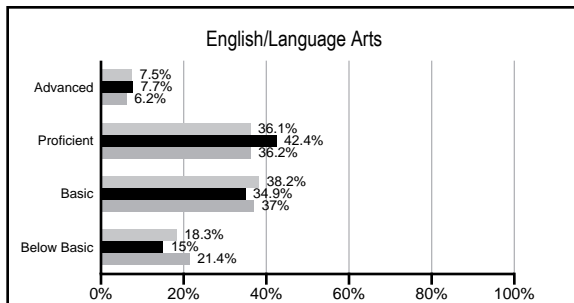
ABSOLUTE RATINGS OF ELEMENTARY SCHOOLS WITH STUDENTS LIKE OURS*

EXCELLENT	GOOD	AVERAGE	BELOW AVERAGE	AT-RISK
1	30	55	3	0

* Ratings are calculated with data available by 02/17/2009. Schools with Students like Ours are Elementary Schools with poverty indices of no more than 5% above or below the index for this school.

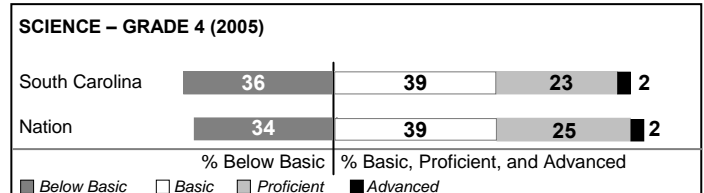
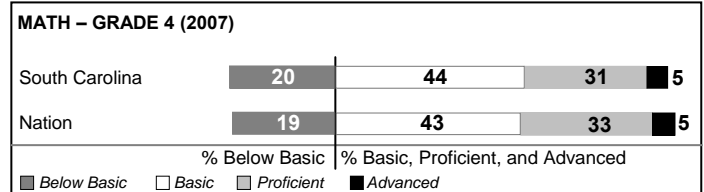
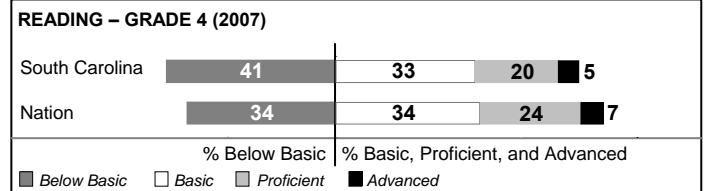
PACT PERFORMANCE

Our School Elementary Schools with Students Like Ours Elementary schools statewide



NAEP PERFORMANCE*

* Performance reported for SC and nation, data not available at school level. Percentages at NAEP Achievement Levels.



SC PERFORMANCE GOAL

2010 Goal:

By 2010, SC's student achievement will be ranked in the top half of the states nationally. To achieve this goal, we must become one of the fastest improving systems in the country.

2020 Goal: TBD

Abbreviations Key

N/A Not Applicable N/AV Not Available N/C Not Collected N/R Not Reported I/S Insufficient Sample TBD To be determined
NI Newly Identified CSI Continuing School Improvement CA Corrective Action RP Plan to Restructure R Restructure DELAY School Improvement Status HOLD School Improvement Status

Finley Road Elementary [York 3]

SCHOOL PROFILE

	Our School	Change from Last Year	Elementary Schools with Students Like Ours	Median Elementary School
Students (n=551)				
Retention rate	2.1%	Up from 1.3%	1.8%	2.3%
Attendance rate	96.9%	Up from 96.5%	96.6%	96.3%
Eligible for gifted and talented	16.6%	Up from 12.1%	17.5%	10.4%
With disabilities other than speech	12.7%	Down from 14.5%	6.8%	7.5%
Out-of-school suspensions or expulsions for violent &/or criminal offenses	0.0%	No Change	0.0%	0.0%
Teachers (n=37)				
Teachers with advanced degrees	59.5%	Up from 57.1%	60.7%	56.7%
Continuing contract teachers	73.0%	Down from 80.0%	81.1%	77.3%
Teachers with emergency or provisional certificates	0.0%	No Change	0.0%	0.0%
Teachers returning from previous year	91.5%	Up from 90.0%	88.0%	86.4%
Teacher attendance rate	95.6%	Down from 96.3%	94.8%	94.9%
Average teacher salary	\$49,172	Up 7.0%	\$46,714	\$45,345
Classes not taught by highly qualified teachers	0.0%	Down from 0.7%	0.0%	0.0%
School				
Principal's years at school	1.0	Down from 5.0	4.0	4.0
Student-teacher ratio in core subjects	20.7 to 1	Down from 21.2 to 1	19.5 to 1	18.5 to 1
Prime instructional time	91.4%	Down from 91.7%	90.2%	89.8%
Opportunities in the arts	Excellent	No Change	Good	Good
SACS accreditation	No	No Change	Yes	Yes
Character development program	Excellent	No Change	Excellent	Excellent
Dollars spent per pupil*	\$6,970	Up 1.3%	\$6,547	\$7,052
Percent of expenditures for instruction*	77.2%	Down from 78.4%	69.9%	69.1%
Percent of expenditures for teacher salaries*	74.5%	Down from 76.1%	66.7%	64.2%
% of AYP objectives met	76.2%		90.5%	85.7%

* Prior year audited financial data available.

EVALUATION RESULTS

	Teachers	Students*	Parents*
Number of surveys returned	32	84	64
Percent satisfied with learning environment	87.5%	86.9%	93.8%
Percent satisfied with social and physical environment	74.2%	77.1%	88.5%
Percent satisfied with school-home relations	90.6%	85.7%	87.1%

*Only students at the highest elementary school grade level at this school and their parents were included.

REPORT OF PRINCIPAL AND SCHOOL IMPROVEMENT COUNCIL

Since 1957, Finley Road Elementary School has created an exceptional reputation for providing excellence in education. Finley Road Elementary is located within the city limits and has an eclectic student population. Finley Road currently serves 562 students in grades k-5, including four self-contained special education classes. The 2007-2008 school year brought about a change of administration to Finley Road. With this change, Finley Road continued to meet the academic, social, emotional, and physical needs of our students on a daily basis. Finley Road Elementary continued to work in collaboration with community resources to ensure community participation in education.

Throughout the year, we have assessed student progress through data and made appropriate changes in instruction in order to meet the needs of each individual student. Through the use of MAP testing and DesCarte, we were able to monitor students' achievements throughout the year. Every student that was administered the MAP test, set a personal achievement goal in each academic area. Analyzing these immediate results allows us to make instructional decisions which inevitably benefited each individual student. Finley Road Elementary School also celebrated many academic and school-wide initiatives that benefited all students. School-wide instructional initiatives for the 2007-2008 school year included a professional development focus on effective literacy instruction, small group intensive reading intervention for all students, integration of literacy in the content areas, and the use of MAP data to differentiate instruction for all students.

Finley Road Elementary has begun the process of becoming a true Professional Learning Community (PLC). This educational strategy describes a collegial group of administrators and school staff who are united in a commitment to learning. All stakeholders share a vision, work and learn collaboratively, and participate in decision making. This approach will not only unite the staff but ensure that all members feel valued, contributory, and empowered. The ultimate goal is that students are able to meet and exceed expectations to achieve academic excellence.

Finley Road will continue to work with our parents, community members and School Improvement Council to provide opportunities for our students to excel academically and participate in extracurricular activities. Finley Road is committed to reaching our academic goals. The entire staff, School Improvement Council, and administration continue to work diligently to ensure that every child is empowered to achieve his/her full potential. Finley Road parents and staff feel this is a safe school where their children are challenged academically and appreciated personally. The achievements of Finley Road are due to the dedication of its students, school faculty and staff, parents, and community members.

Deborah Maynard, Principal
Margaret Martin RN, SIC Chair

Comprehensive detail, including definitions of rating, performance criteria, and explanations of status, is available on www.ed.sc.gov and www.eoc.sc.gov as well as school and school district websites.

Printed versions are available from school districts upon request.

Abbreviations Key

N/A Not Applicable N/AV Not Available N/C Not Collected N/R Not Reported I/S Insufficient Sample TBD To be determined
NI Newly Identified CSI Continuing School Improvement CA Corrective Action RP Plan to Restructure R Restructure DELAY School Improvement Status HOLD School Improvement Status