



# SC Annual School Report Card Summary

Crowders Creek Elementary  
Clover

Grades: PK-3

Enrollment: 649

Principal: Millicent Whitener Dickey

Superintendent: Dr. Marc Sosne

Board Chair: Steve Brown

## PERFORMANCE

Comprehensive detail, including definitions of ratings, performance criteria, and explanations of status, is available on [www.ed.sc.gov](http://www.ed.sc.gov) and [www.eoc.sc.gov](http://www.eoc.sc.gov) as well as school and school district websites. Printed versions are available from school districts upon request.

YEAR	ABSOLUTE RATING	GROWTH RATING	PALMETTO GOLD/SILVER AWARD	AYP STATUS	NCLB IMPROVEMENT STATUS
2008	Excellent	Excellent	TBD	Met	N/A
2007	Excellent	Good	Gold	Met	N/A
2006	Excellent	Good	Gold	Not Met	N/A

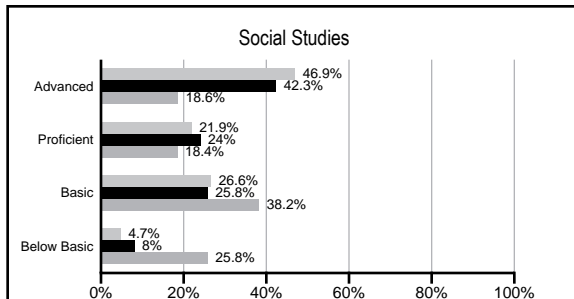
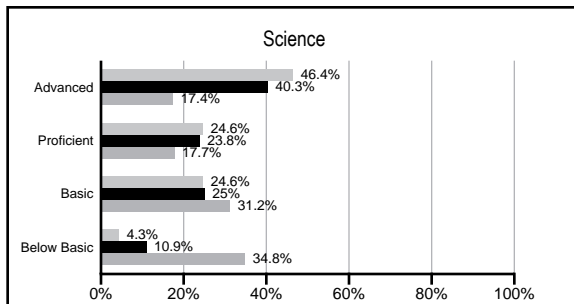
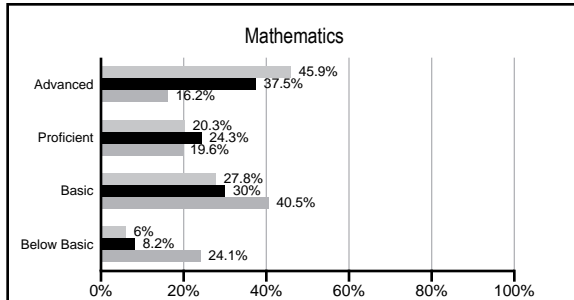
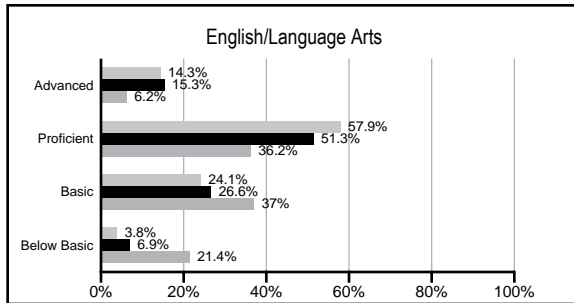
## ABSOLUTE RATINGS OF ELEMENTARY SCHOOLS WITH STUDENTS LIKE OURS\*

EXCELLENT	GOOD	AVERAGE	BELOW AVERAGE	AT-RISK
7	8	0	0	0

\* Ratings are calculated with data available by 02/17/2009. Schools with Students like Ours are Elementary Schools with poverty indices of no more than 5% above or below the index for this school.

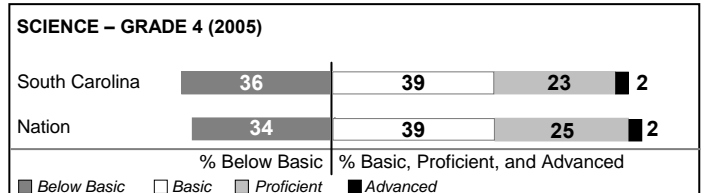

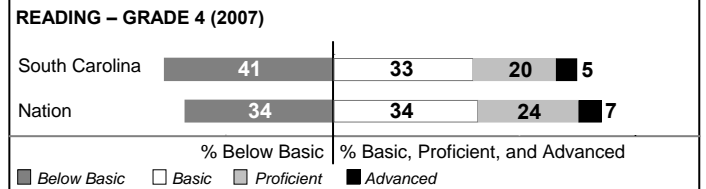
## PACT PERFORMANCE

Our School
  Elementary Schools with Students Like Ours
  Elementary schools statewide



## NAEP PERFORMANCE\*

\* Performance reported for SC and nation, data not available at school level. Percentages at NAEP Achievement Levels.



## SC PERFORMANCE GOAL

2010 Goal:

*By 2010, SC's student achievement will be ranked in the top half of the states nationally. To achieve this goal, we must become one of the fastest improving systems in the country.*

2020 Goal: TBD

### Abbreviations Key

N/A Not Applicable N/AV Not Available N/C Not Collected N/R Not Reported I/S Insufficient Sample TBD To be determined  
NI Newly Identified CSI Continuing School Improvement CA Corrective Action RP Plan to Restructure R Restructure DELAY School Improvement Status HOLD School Improvement Status

# Crowders Creek Elementary [Clover]

## SCHOOL PROFILE

	Our School	Change from Last Year	Elementary Schools with Students Like Ours	Median Elementary School
<b>Students (n=649)</b>				
Retention rate	1.0%	Down from 1.3%	1.0%	2.3%
Attendance rate	96.3%	Up from 95.7%	96.9%	96.3%
Eligible for gifted and talented	24.3%	Up from 19.8%	28.0%	10.4%
With disabilities other than speech	1.8%	Down from 1.9%	5.1%	7.5%
Out-of-school suspensions or expulsions for violent &/or criminal offenses	0.0%	No Change	0.0%	0.0%
<b>Teachers (n=38)</b>				
Teachers with advanced degrees	65.8%	Down from 69.0%	62.5%	56.7%
Continuing contract teachers	86.8%	Down from 90.5%	83.1%	77.3%
Teachers with emergency or provisional certificates	0.0%	No Change	0.0%	0.0%
Teachers returning from previous year	72.1%	Down from 75.7%	83.4%	86.4%
Teacher attendance rate	92.9%	Down from 95.1%	95.5%	94.9%
Average teacher salary	\$52,186	Up 2.9%	\$48,020	\$45,345
Classes not taught by highly qualified teachers	0.6%	Up from 0.0%	0.0%	0.0%
<b>School</b>				
Principal's years at school	2.0	Up from 1.0	3.0	4.0
Student-teacher ratio in core subjects	22.4 to 1	Up from 20.2 to 1	20.2 to 1	18.5 to 1
Prime instructional time	87.6%	Down from 88.6%	90.7%	89.8%
Opportunities in the arts	Good	No Change	Good	Good
SACS accreditation	No	No Change	Yes	Yes
Character development program	Excellent	No Change	Excellent	Excellent
Dollars spent per pupil*	\$7,288	Up 9.2%	\$6,296	\$7,052
Percent of expenditures for instruction*	67.7%	Down from 71.1%	71.1%	69.1%
Percent of expenditures for teacher salaries*	64.0%	Down from 67.6%	63.0%	64.2%
% of AYP objectives met	100.0%		95.2%	85.7%

\* Prior year audited financial data available.

## EVALUATION RESULTS

	Teachers	Students*	Parents*
Number of surveys returned	37	136	65
Percent satisfied with learning environment	100.0%	91.0%	96.9%
Percent satisfied with social and physical environment	100.0%	85.7%	95.4%
Percent satisfied with school-home relations	100.0%	77.8%	92.2%

\*Only students at the highest elementary school grade level at this school and their parents were included.

## REPORT OF PRINCIPAL AND SCHOOL IMPROVEMENT COUNCIL

Crowders Creek Elementary houses 655 students in grades pre-kindergarten through three. A rural school, Crowders Creek is one of five elementary schools in York District #2. Focused on excellence, Crowders Creek is the recipient of seven consecutive Palmetto Gold Awards and has closed the achievement gap for minority populations.

Believing that providing engaging lessons to all students is key, professional development focuses on differentiated instruction and creating a nurturing classroom environment. A student survey showed that 80% of students enjoy school with math being the subject students enjoy most. Student progress is monitored through benchmark MAP testing, individual reading inventories, and academic assistance to meet the unique needs of students.

While student academic progress is important, character education and a good work ethic are also emphasized. Monthly school wide assemblies recognize students for their good character as well as model proper behavior and character choices. Opportunities are also provided to extend character discussions at home. Activities such as the TV news crew, chorus, art helpers, safety patrol, office helpers, and reading buddies allow students to use knowledge in meaningful ways.

As a school, our faculty forms partnerships with parents and the community to provide a supportive environment for all students. Our school averages over 20 volunteer hours daily. Parents and the community participate in school life through programs such as Grandparents Day, Junior Achievement, and a spring carnival.

Faculty and staff are provided with encouragement, time, resources, and professional development to meet high expectations for continuous improvement. Opportunities are provided for daily common planning as well as attendance at seminars and workshops. Recognition and encouragement are given to faculty and staff.

Crowders Creek Elementary endeavors to be a school community promoting success for children and adults.

Millicent Whitener Dickey, Principal  
Heather Robison, SIC Chairperson

Comprehensive detail, including definitions of rating, performance criteria, and explanations of status, is available on [www.ed.sc.gov](http://www.ed.sc.gov) and [www.eoc.sc.gov](http://www.eoc.sc.gov) as well as school and school district websites.

Printed versions are available from school districts upon request.

### Abbreviations Key

N/A Not Applicable N/AV Not Available N/C Not Collected N/R Not Reported I/S Insufficient Sample TBD To be determined  
NI Newly Identified CSI Continuing School Improvement CA Corrective Action RP Plan to Restructure R Restructure DELAY School Improvement Status HOLD School Improvement Status