



SC Annual School Report Card Summary

Griggs Road Elementary
Clover

Grades: PK-4

Enrollment: 529

Principal: Pamela L. Cato

Superintendent: Dr. Marc Sosne

Board Chair: Steve Brown

PERFORMANCE

Comprehensive detail, including definitions of ratings, performance criteria, and explanations of status, is available on www.ed.sc.gov and www.eoc.sc.gov as well as school and school district websites. Printed versions are available from school districts upon request.

| YEAR | ABSOLUTE RATING | GROWTH RATING | PALMETTO GOLD/SILVER AWARD | AYP STATUS | NCLB IMPROVEMENT STATUS |
|------|-----------------|---------------|----------------------------|------------|-------------------------|
| 2008 | Good | Average | TBD | Met | N/A |
| 2007 | Good | At-Risk | Silver | Met | N/A |
| 2006 | Good | Average | N/A | Met | N/A |

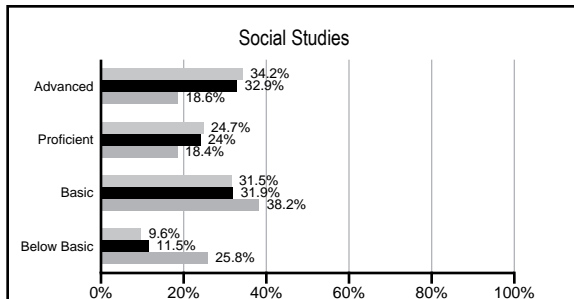
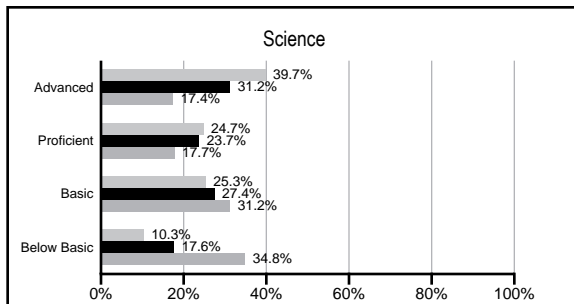
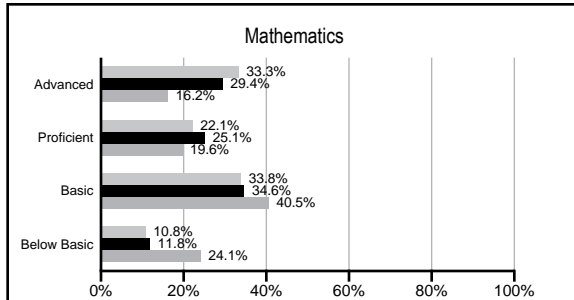
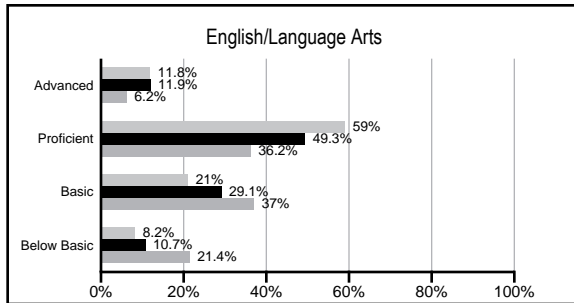
ABSOLUTE RATINGS OF ELEMENTARY SCHOOLS WITH STUDENTS LIKE OURS*

| EXCELLENT | GOOD | AVERAGE | BELOW AVERAGE | AT-RISK |
|-----------|------|---------|---------------|---------|
| 7 | 21 | 5 | 1 | 0 |

* Ratings are calculated with data available by 02/17/2009. Schools with Students like Ours are Elementary Schools with poverty indices of no more than 5% above or below the index for this school.


PACT PERFORMANCE

Our School
 Elementary Schools with Students Like Ours
 Elementary schools statewide



NAEP PERFORMANCE*

* Performance reported for SC and nation, data not available at school level. Percentages at NAEP Achievement Levels.



SC PERFORMANCE GOAL

2010 Goal:

By 2010, SC's student achievement will be ranked in the top half of the states nationally. To achieve this goal, we must become one of the fastest improving systems in the country.

2020 Goal: TBD

Abbreviations Key

N/A Not Applicable N/AV Not Available N/C Not Collected N/R Not Reported I/S Insufficient Sample TBD To be determined

NI Newly Identified CSI Continuing School Improvement CA Corrective Action RP Plan to Restructure R Restructure DELAY School Improvement Status HOLD School Improvement Status

Griggs Road Elementary [Clover]

SCHOOL PROFILE

| | Our School | Change from Last Year | Elementary Schools with Students Like Ours | Median Elementary School |
|--|------------|-----------------------|--|--------------------------|
| Students (n=529) | | | | |
| Retention rate | 2.2% | Up from 1.3% | 1.5% | 2.3% |
| Attendance rate | 96.9% | No Change | 96.8% | 96.3% |
| Eligible for gifted and talented | 23.4% | Up from 17.7% | 22.2% | 10.4% |
| With disabilities other than speech | 3.2% | Up from 3.1% | 6.3% | 7.5% |
| Out-of-school suspensions or expulsions for violent &/or criminal offenses | 0.0% | No Change | 0.0% | 0.0% |
| Teachers (n=38) | | | | |
| Teachers with advanced degrees | 63.2% | Down from 63.9% | 60.1% | 56.7% |
| Continuing contract teachers | 81.6% | Up from 75.0% | 79.1% | 77.3% |
| Teachers with emergency or provisional certificates | 0.0% | No Change | 0.0% | 0.0% |
| Teachers returning from previous year | 87.1% | Up from 83.2% | 88.2% | 86.4% |
| Teacher attendance rate | 93.8% | Down from 95.9% | 95.1% | 94.9% |
| Average teacher salary | \$48,322 | Up 3.4% | \$47,187 | \$45,345 |
| Classes not taught by highly qualified teachers | 0.0% | No Change | 0.0% | 0.0% |
| School | | | | |
| Principal's years at school | 5.0 | Up from 4.0 | 4.5 | 4.0 |
| Student-teacher ratio in core subjects | 20.6 to 1 | Up from 18.5 to 1 | 20.2 to 1 | 18.5 to 1 |
| Prime instructional time | 89.0% | Down from 90.4% | 90.5% | 89.8% |
| Opportunities in the arts | Good | No Change | Good | Good |
| SACS accreditation | No | No Change | Yes | Yes |
| Character development program | Excellent | No Change | Excellent | Excellent |
| Dollars spent per pupil* | \$8,095 | Down 8.9% | \$6,498 | \$7,052 |
| Percent of expenditures for instruction* | 66.1% | Down from 67.9% | 70.4% | 69.1% |
| Percent of expenditures for teacher salaries* | 63.1% | Down from 65.3% | 65.5% | 64.2% |
| % of AYP objectives met | 100.0% | | 91.4% | 85.7% |

* Prior year audited financial data available.

EVALUATION RESULTS

| | Teachers | Students* | Parents* |
|--|----------|-----------|----------|
| Number of surveys returned | 35 | 84 | 77 |
| Percent satisfied with learning environment | 97.1% | 84.5% | 94.8% |
| Percent satisfied with social and physical environment | 97.1% | 89.2% | 94.7% |
| Percent satisfied with school-home relations | 100.0% | 81.0% | 93.4% |

*Only students at the highest elementary school grade level at this school and their parents were included.

REPORT OF PRINCIPAL AND SCHOOL IMPROVEMENT COUNCIL

Griggs Road Elementary School continues to achieve at high levels by providing quality education for all children. Our students, teachers, and parents are dedicated to this goal. For the fifth consecutive year, Griggs Road received the Closing the Achievement Gap Award from the South Carolina Education Oversight Committee.

The Griggs Road faculty members are committed to providing quality instruction for all students. As part of this commitment, teachers participated in a book study on Richard DeFour's book, *Whatever It Takes*. Through ideas and discussions from the book study and visits to other schools, a system of interventions was developed to improve instruction and meet the needs of each student.

Students also have opportunities to excel in extracurricular areas. This year every student submitted art work to Artsonia, an on-line children's art website. Students produced our first school-wide television program, GRE-TV. The newspaper club published three editions of our student newspaper, *Shout Out to Griggs*.

Historically, Griggs Road has had a high level of parent involvement. We had active volunteers in our building on a daily basis. Our School Improvement Council and PTO contribute their time and talents to many projects/activities at our school. Parents worked diligently to raise funds for school equipment, supplemental instructional materials, performers for school assemblies, and incentives for students. The Field Day Committee worked closely with teachers to provide parent volunteers, first aid assistance, and refreshments for the students. Parents planned family night meals and refreshments for school events.

Griggs Road encouraged students to be good citizens by emphasizing co-curricular activities such as service learning and character education. Throughout the year the administration, faculty/staff, and parents instilled character education traits and a sense of responsibility in our students. Character education words were introduced during school wide assemblies. Classroom teachers and the guidance counselor provided additional instruction and follow-up activities to support our character education program. The student council sponsored monthly school-wide service learning projects. Students collected peanut butter and jelly for the Souper Bowl of Caring, sold candy for Relay for Life, participated in the United Way Easter Baskets for the Elderly, and collected food for the local assistance center.

As we strive for continued academic excellence, Griggs Road remains committed to providing quality educational opportunities for our students in a safe, healthy environment. We look forward to another outstanding year.

Pamela L. Cato, Principal
Margret Rhyne, Chairperson, School Improvement Council

Comprehensive detail, including definitions of rating, performance criteria, and explanations of status, is available on www.ed.sc.gov and www.eoc.sc.gov as well as school and school district websites.

Printed versions are available from school districts upon request.

Abbreviations Key

N/A Not Applicable N/AV Not Available N/C Not Collected N/R Not Reported I/S Insufficient Sample TBD To be determined
NI Newly Identified CSI Continuing School Improvement CA Corrective Action RP Plan to Restructure R Restructure DELAY School Improvement Status HOLD School Improvement Status