



SC Annual School Report Card Summary

**Crowders Creek Middle
Clover**

Grades: 4-6

Enrollment: 597

Principal: Will Largen

Superintendent: Dr. Marc Sosne

Board Chair: Steve Brown

PERFORMANCE

Comprehensive detail, including definitions of ratings, performance criteria, and explanations of status, is available on www.ed.sc.gov and www.eoc.sc.gov as well as school and school district websites. Printed versions are available from school districts upon request.

YEAR	ABSOLUTE RATING	GROWTH RATING	PALMETTO GOLD/SILVER AWARD	AYP STATUS	NCLB IMPROVEMENT STATUS
2008	Good	Below Average	TBD	Met	N/A
2007	N/A	N/A	N/A	N/A	N/A
2006	N/A	N/A	N/A	N/A	N/A

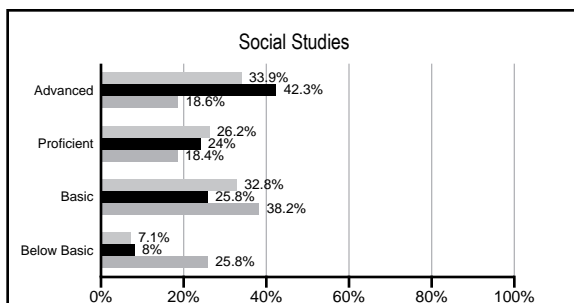
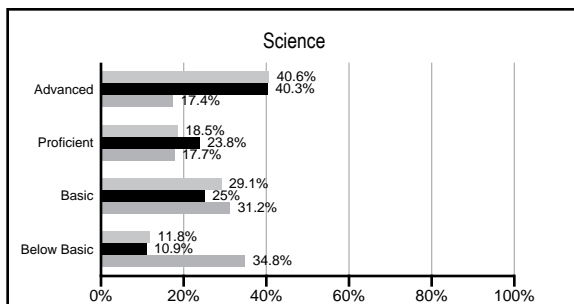
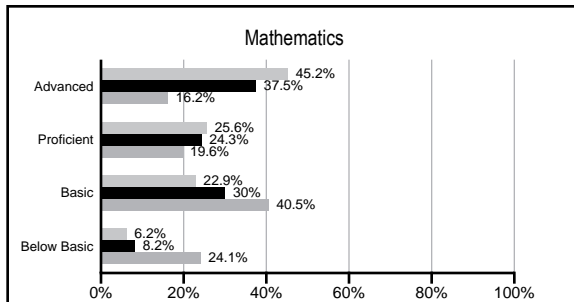
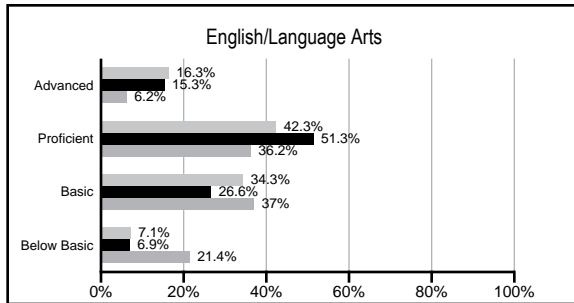
ABSOLUTE RATINGS OF ELEMENTARY SCHOOLS WITH STUDENTS LIKE OURS*

EXCELLENT	GOOD	AVERAGE	BELOW AVERAGE	AT-RISK
7	8	0	0	0

* Ratings are calculated with data available by 02/17/2009. Schools with Students like Ours are Elementary Schools with poverty indices of no more than 5% above or below the index for this school.

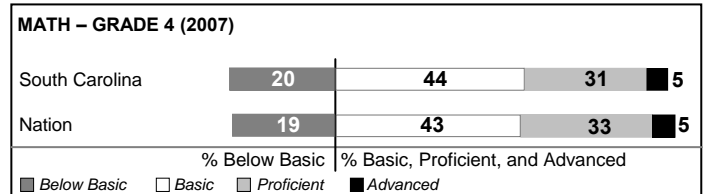
PACT PERFORMANCE

Our School
 Elementary Schools with Students Like Ours
 Elementary schools statewide



NAEP PERFORMANCE*

* Performance reported for SC and nation, data not available at school level. Percentages at NAEP Achievement Levels.



SC PERFORMANCE GOAL

2010 Goal:

By 2010, SC's student achievement will be ranked in the top half of the states nationally. To achieve this goal, we must become one of the fastest improving systems in the country.

2020 Goal: TBD

Abbreviations Key

N/A Not Applicable N/AV Not Available N/C Not Collected N/R Not Reported I/S Insufficient Sample TBD To be determined
 NI Newly Identified CSI Continuing School Improvement CA Corrective Action RP Plan to Restructure R Restructure DELAY School Improvement Status HOLD School Improvement Status

Crowders Creek Middle [Clover]

SCHOOL PROFILE

	Our School	Change from Last Year	Elementary Schools with Students Like Ours	Median Elementary School
Students (n=597)				
Retention rate	0.2%	N/A	1.0%	2.3%
Attendance rate	96.9%	N/A	97.0%	96.3%
Eligible for gifted and talented	29.2%	N/A	28.8%	10.4%
With disabilities other than speech	5.7%	N/A	4.6%	7.5%
Out-of-school suspensions or expulsions for violent &/or criminal offenses	0.2%	N/R	0.0%	0.0%
Teachers (n=33)				
Teachers with advanced degrees	60.6%	N/A	62.3%	56.7%
Continuing contract teachers	84.8%	N/A	83.8%	77.3%
Teachers with emergency or provisional certificates	0.0%	N/A	0.0%	0.0%
Teachers returning from previous year	N/A	N/A	86.3%	86.4%
Teacher attendance rate	94.4%	N/R	95.2%	94.9%
Average teacher salary	\$49,889	I/S	\$48,017	\$45,345
Classes not taught by highly qualified teachers	0.0%	N/A	0.0%	0.0%
School				
Principal's years at school	1.0	N/R	5.0	4.0
Student-teacher ratio in core subjects	22.7 to 1	N/R	19.9 to 1	18.5 to 1
Prime instructional time	89.1%	N/R	90.7%	89.8%
Opportunities in the arts	Good	N/R	Good	Good
SACS accreditation	No	N/R	Yes	Yes
Character development program	Excellent	N/R	Excellent	Excellent
Dollars spent per pupil*	\$5,938	N/A	\$6,523	\$7,052
Percent of expenditures for instruction*	74.9%	N/A	70.0%	69.1%
Percent of expenditures for teacher salaries*	72.0%	N/A	63.5%	64.2%
% of AYP objectives met	100.0%		97.6%	85.7%

* Prior year audited financial data available.

REPORT OF PRINCIPAL AND SCHOOL IMPROVEMENT COUNCIL

Teachers collaborated weekly to design engaging work for their students during the 2007-2008 school year. Work products created by students were presented to parents and visitors throughout the school year. During the year students created Photostories, Power Point presentations about researched topics, participated in literary lunch bunches, and cocoa cafes with book talks. Students engaged in such activities as Lunch-Out, Walk With the Eagles, Field Day, and Career Day. This was the first time fourth graders were part of the student body at Crowders Creek Middle School and they contributed greatly to the overall success of the school. The fourth graders adjusted well to middle school life and enjoyed being a part of the activities at CCMS.

The student council conducted many service learning projects to benefit the local community. Teachers worked to learn more about and utilize the new Promethean Boards provided for each classroom. This new technology was invigorating for teachers and exciting for students. Many new opportunities were provided for students by the purchase of new computer software. Students were involved in such activities as Lego Club, Fight To Be Fit Club, Geocaching Club, student council, and DARE. Character education awards were given monthly. The active PTA supported the purchase of educational resources for the school along with sponsoring the school dance. Parent volunteers helped in every classroom, made the award-winning Lego Club possible and conducted the school carnival. Together parents, children, teachers and administrators worked diligently to make Crowders Creek Middle School a community of learners and concerned contributing citizens.

Principal: Will Largen
School Improvement Chairperson: Lynn Hybarger

EVALUATION RESULTS

	Teachers	Students*	Parents*
Number of surveys returned	23	231	160
Percent satisfied with learning environment	95.7%	91.7%	94.3%
Percent satisfied with social and physical environment	100.0%	91.3%	91.8%
Percent satisfied with school-home relations	100.0%	95.2%	90.6%

*Only students at the highest elementary school grade level at this school and their parents were included.

Comprehensive detail, including definitions of rating, performance criteria, and explanations of status, is available on www.ed.sc.gov and www.eoc.sc.gov as well as school and school district websites.

Printed versions are available from school districts upon request.

Abbreviations Key

N/A Not Applicable N/AV Not Available N/C Not Collected N/R Not Reported I/S Insufficient Sample TBD To be determined
NI Newly Identified CSI Continuing School Improvement CA Corrective Action RP Plan to Restructure R Restructure DELAY School Improvement Status HOLD School Improvement Status