



SC Annual School Report Card Summary

**Kinard Elementary
Clover**

Grades: PK-4

Enrollment: 430

Principal: Georgia D. Westmoreland

Superintendent: Dr. Marc Sosne

Board Chair: Steve Brown

PERFORMANCE

Comprehensive detail, including definitions of ratings, performance criteria, and explanations of status, is available on www.ed.sc.gov and www.eoc.sc.gov as well as school and school district websites. Printed versions are available from school districts upon request.

YEAR	ABSOLUTE RATING	GROWTH RATING	PALMETTO GOLD/SILVER AWARD	AYP STATUS	NCLB IMPROVEMENT STATUS
2008	Average	Average	TBD	Not Met	N/A
2007	Good	Good	Silver	Met	N/A
2006	Good	Good	Silver	Met	N/A

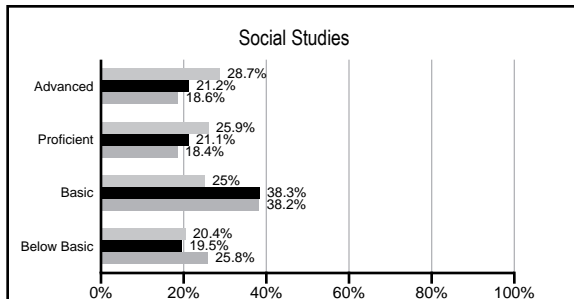
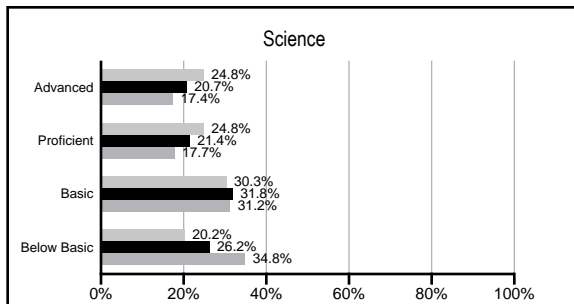
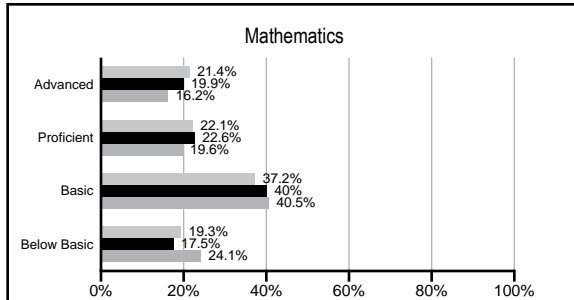
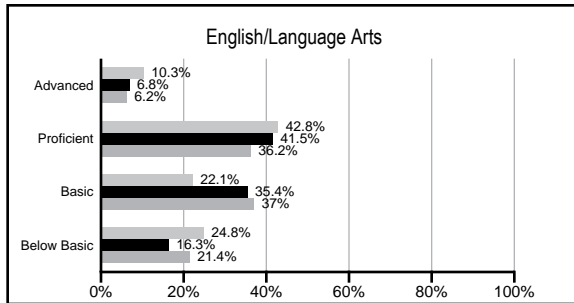
ABSOLUTE RATINGS OF ELEMENTARY SCHOOLS WITH STUDENTS LIKE OURS*

EXCELLENT	GOOD	AVERAGE	BELOW AVERAGE	AT-RISK
0	22	55	5	0

* Ratings are calculated with data available by 02/17/2009. Schools with Students like Ours are Elementary Schools with poverty indices of no more than 5% above or below the index for this school.

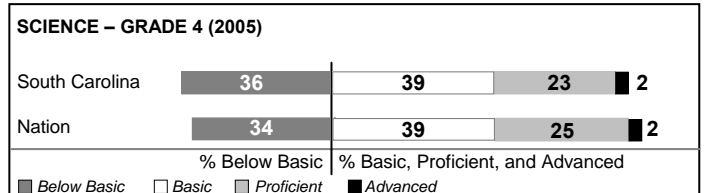
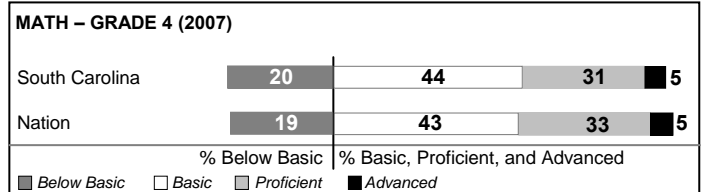
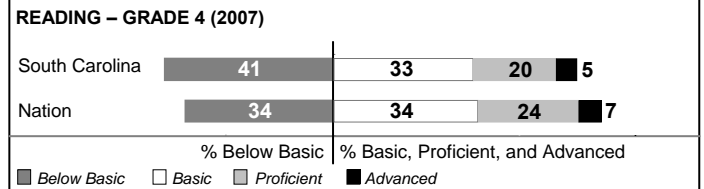
PACT PERFORMANCE

Our School
 Elementary Schools with Students Like Ours
 Elementary schools statewide



NAEP PERFORMANCE*

* Performance reported for SC and nation, data not available at school level. Percentages at NAEP Achievement Levels.



SC PERFORMANCE GOAL

2010 Goal:

By 2010, SC's student achievement will be ranked in the top half of the states nationally. To achieve this goal, we must become one of the fastest improving systems in the country.

2020 Goal: TBD

Abbreviations Key

N/A Not Applicable N/AV Not Available N/C Not Collected N/R Not Reported I/S Insufficient Sample TBD To be determined
 NI Newly Identified CSI Continuing School Improvement CA Corrective Action RP Plan to Restructure R Restructure DELAY School Improvement Status HOLD School Improvement Status

Kinard Elementary [Clover]

SCHOOL PROFILE

	Our School	Change from Last Year	Elementary Schools with Students Like Ours	Median Elementary School
Students (n=430)				
Retention rate	1.7%	Up from 0.8%	2.2%	2.3%
Attendance rate	96.4%	Up from 96.3%	96.4%	96.3%
Eligible for gifted and talented	11.9%	Down from 12.2%	12.6%	10.4%
With disabilities other than speech	7.0%	Up from 4.3%	7.5%	7.5%
Out-of-school suspensions or expulsions for violent &/or criminal offenses	0.5%	Up from 0.0%	0.0%	0.0%
Teachers (n=33)				
Teachers with advanced degrees	57.6%	Down from 61.8%	55.5%	56.7%
Continuing contract teachers	69.7%	Up from 61.8%	78.2%	77.3%
Teachers with emergency or provisional certificates	0.0%	No Change	0.0%	0.0%
Teachers returning from previous year	79.6%	Up from 79.2%	88.4%	86.4%
Teacher attendance rate	94.4%	Down from 96.8%	94.9%	94.9%
Average teacher salary	\$47,234	Up 3.7%	\$45,419	\$45,345
Classes not taught by highly qualified teachers	0.0%	No Change	0.0%	0.0%
School				
Principal's years at school	4.0	Up from 3.0	4.0	4.0
Student-teacher ratio in core subjects	15.3 to 1	Up from 14.4 to 1	19.3 to 1	18.5 to 1
Prime instructional time	88.1%	Down from 90.2%	90.0%	89.8%
Opportunities in the arts	Good	No Change	Good	Good
SACS accreditation	No	No Change	Yes	Yes
Character development program	Excellent	No Change	Excellent	Excellent
Dollars spent per pupil*	\$9,080	Down 0.1%	\$6,406	\$7,052
Percent of expenditures for instruction*	68.0%	Up from 67.7%	69.5%	69.1%
Percent of expenditures for teacher salaries*	63.5%	Up from 62.9%	65.3%	64.2%
% of AYP objectives met	92.3%		92.3%	85.7%

* Prior year audited financial data available.

EVALUATION RESULTS

	Teachers	Students*	Parents*
Number of surveys returned	35	72	46
Percent satisfied with learning environment	100.0%	83.1%	84.8%
Percent satisfied with social and physical environment	100.0%	91.5%	87.0%
Percent satisfied with school-home relations	94.3%	86.8%	78.3%

*Only students at the highest elementary school grade level at this school and their parents were included.

REPORT OF PRINCIPAL AND SCHOOL IMPROVEMENT COUNCIL

Kinard Elementary houses 436 students from pre-kindergarten through fourth grade. It is a rural school and is one of five elementary schools in York District #2. This year the staff has concentrated on staying focused on their beliefs as well as the core business of the school. Ongoing discussions have focused on staff engagement and supporting teachers as leaders and designers.

Building on the district's belief that all students have the ability to learn when immersed in a highly engaged environment, Kinard Elementary School strives for teaching excellence. The faculty and staff of Kinard are proud to offer a challenging curriculum in a student-centered, nurturing environment. Believing the focus of school is to promote student success through purposeful work, student performance on the PACT continues to improve with increasing numbers of students achieving at or above the basic level. Monitoring student progress through benchmark MAP testing and academic assistance opportunities further advances the academic gains of our students.

While student academic progress is key, the importance of character and a good work ethic is also emphasized. The STARS program recognizes students who display good character traits through monthly lunches with the administration. Our Lunch Buddy program pairs students with local citizens who serve as mentors to encourage good behavior and foster a healthy self-esteem.

Providing employees with encouragement, time, resources, and professional development is a priority of our district. Our faculty and staff realize the importance of continued growth and staff development. Many of our faculty members hold advanced degrees and others are working toward completion of advanced degrees. Faculty members take part in many courses, seminars, and workshops to increase their knowledge and skill. Yearlong staff development at Kinard includes workshops on best practices in reading and math, writing, and data analysis.

The faculty and staff at Kinard realize that parental support and involvement are vital to a child's success in school. Parents take an active interest in their students' education through attendance at parenting workshops, student showcases, and PTO family night activities. Ninety-two percent of parents surveyed stated that Kinard meets the academic needs of their children. We believe these endeavors form partnerships with parents and the community to share the responsibility for providing students a safe and supportive environment.

Georgia D. Westmoreland, Principal
Tonya Long-Cotton, SIC Chairperson

Comprehensive detail, including definitions of rating, performance criteria, and explanations of status, is available on www.ed.sc.gov and www.eoc.sc.gov as well as school and school district websites.

Printed versions are available from school districts upon request.

Abbreviations Key

N/A Not Applicable N/AV Not Available N/C Not Collected N/R Not Reported I/S Insufficient Sample TBD To be determined
NI Newly Identified CSI Continuing School Improvement CA Corrective Action RP Plan to Restructure R Restructure DELAY School Improvement Status HOLD School Improvement Status