



SC Annual School Report Card Summary

**Bethel Elementary
Clover**
Grades: PK-4 Enrollment: 516
Principal: Tom Guinane
Superintendent: Dr. Marc Sosne
Board Chair: Steve Brown

PERFORMANCE

Comprehensive detail, including definitions of ratings, performance criteria, and explanations of status, is available on www.ed.sc.gov and www.eoc.sc.gov as well as school and school district websites. Printed versions are available from school districts upon request.

YEAR	ABSOLUTE RATING	GROWTH RATING	PALMETTO GOLD/SILVER AWARD	AYP STATUS	NCLB IMPROVEMENT STATUS
2008	Good	Average	TBD	Met	N/A
2007	Excellent	Excellent	Gold	Met	N/A
2006	Excellent	Excellent	Gold	Met	N/A

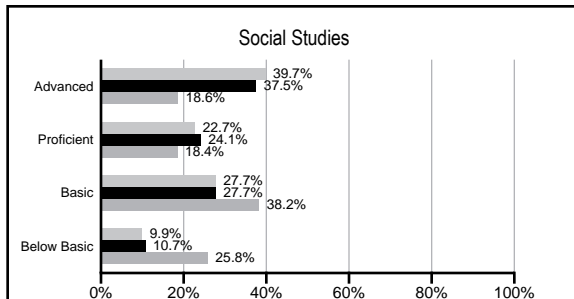
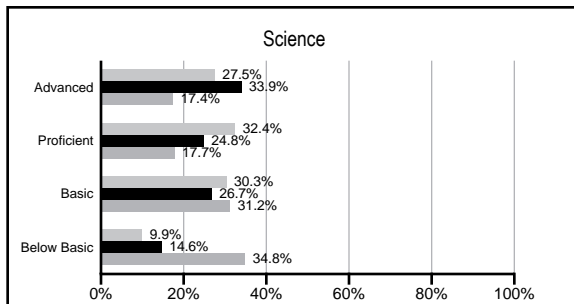
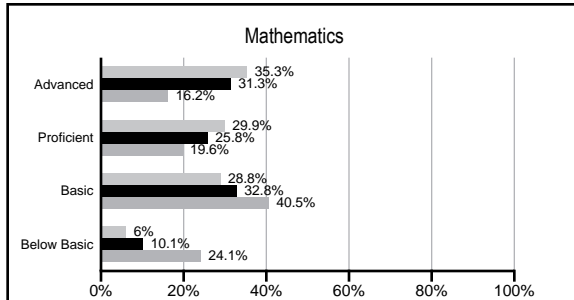
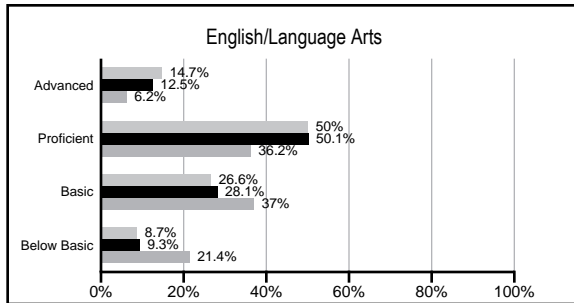
ABSOLUTE RATINGS OF ELEMENTARY SCHOOLS WITH STUDENTS LIKE OURS*

EXCELLENT	GOOD	AVERAGE	BELOW AVERAGE	AT-RISK
5	19	2	0	0

* Ratings are calculated with data available by 02/17/2009. Schools with Students like Ours are Elementary Schools with poverty indices of no more than 5% above or below the index for this school.

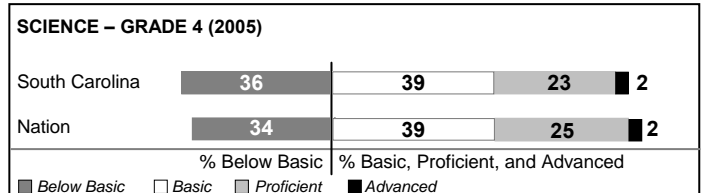

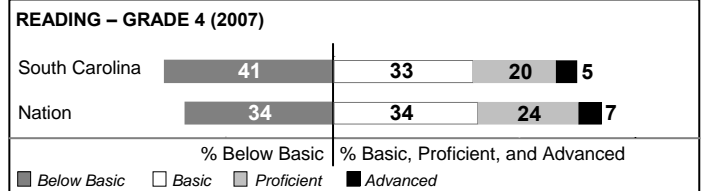
PACT PERFORMANCE

Our School
 Elementary Schools with Students Like Ours
 Elementary schools statewide



NAEP PERFORMANCE*

* Performance reported for SC and nation, data not available at school level. Percentages at NAEP Achievement Levels.



SC PERFORMANCE GOAL

2010 Goal:

By 2010, SC's student achievement will be ranked in the top half of the states nationally. To achieve this goal, we must become one of the fastest improving systems in the country.

2020 Goal: TBD

Abbreviations Key

N/A Not Applicable N/AV Not Available N/C Not Collected N/R Not Reported I/S Insufficient Sample TBD To be determined
 NI Newly Identified CSI Continuing School Improvement CA Corrective Action RP Plan to Restructure R Restructure DELAY School Improvement Status HOLD School Improvement Status

Bethel Elementary [Clover]

SCHOOL PROFILE

	Our School	Change from Last Year	Elementary Schools with Students Like Ours	Median Elementary School
Students (n=516)				
Retention rate	2.3%	Up from 2.2%	0.9%	2.3%
Attendance rate	96.8%	Up from 96.7%	97.0%	96.3%
Eligible for gifted and talented	27.3%	Up from 21.4%	25.8%	10.4%
With disabilities other than speech	4.3%	Down from 4.7%	5.9%	7.5%
Out-of-school suspensions or expulsions for violent &/or criminal offenses	0.0%	No Change	0.0%	0.0%
Teachers (n=33)				
Teachers with advanced degrees	66.7%	Down from 71.0%	59.2%	56.7%
Continuing contract teachers	87.9%	Down from 93.5%	81.5%	77.3%
Teachers with emergency or provisional certificates	0.0%	No Change	0.0%	0.0%
Teachers returning from previous year	94.4%	Up from 94.3%	86.8%	86.4%
Teacher attendance rate	93.3%	Down from 95.2%	95.1%	94.9%
Average teacher salary	\$52,684	Up 5.6%	\$46,812	\$45,345
Classes not taught by highly qualified teachers	0.0%	No Change	0.0%	0.0%
School				
Principal's years at school	1.0	Down from 30.0	2.5	4.0
Student-teacher ratio in core subjects	18.6 to 1	Down from 21.5 to 1	19.7 to 1	18.5 to 1
Prime instructional time	88.7%	Down from 89.8%	90.6%	89.8%
Opportunities in the arts	Good	No Change	Good	Good
SACS accreditation	No	No Change	Yes	Yes
Character development program	Excellent	No Change	Excellent	Excellent
Dollars spent per pupil*	\$7,689	Up 3.3%	\$6,436	\$7,052
Percent of expenditures for instruction*	63.8%	Down from 68.1%	71.1%	69.1%
Percent of expenditures for teacher salaries*	61.1%	Down from 65.5%	66.1%	64.2%
% of AYP objectives met	100.0%		89.5%	85.7%

* Prior year audited financial data available.

EVALUATION RESULTS

	Teachers	Students*	Parents*
Number of surveys returned	33	75	73
Percent satisfied with learning environment	97.0%	97.3%	98.6%
Percent satisfied with social and physical environment	100.0%	97.3%	98.6%
Percent satisfied with school-home relations	100.0%	92.0%	94.5%

*Only students at the highest elementary school grade level at this school and their parents were included.

REPORT OF PRINCIPAL AND SCHOOL IMPROVEMENT COUNCIL

The mission of Bethel Elementary School, in partnership with the community, is to prepare lifelong problem solvers who will be productive in a culturally diverse and technologically oriented world by providing a quality education in a safe environment conducive to learning. Bethel is a caring community that exemplifies the goals stated in the mission statement on a daily basis. Administrators, faculty, staff, parents, and students all work together to ensure an environment in which a high quality education that takes place in a safe environment is a top priority. The school is very warm and welcoming upon entering the building as well as throughout.

Bethel Elementary is very proud to be the recipient of the Palmetto Gold Award. This distinguished honor is reflective of the exceptional work of the faculty and staff as well as the students. One hundred percent of the faculty is highly qualified as required by the federal and state law and most of the certified personnel have advanced degrees. There are also nine National Board certified teachers employed. Professional development is ongoing as many teachers take advantage of the opportunities given for professional self improvement.

Bethel is fortunate to have an actively involved PTA. It is responsible for many activities and funds that are provided throughout the school year. Some of those things include the annual Fall Carnival, artist-in residence program, and monetary funds for teachers' support in the classroom to enhance the learning of their students.

Bethel continues to be an exceptional institution of learning and will strive to maintain the level of excellence that it has established.

Hilda Williams
SIC Chairman

Tom Guinane
Principal

Comprehensive detail, including definitions of rating, performance criteria, and explanations of status, is available on www.ed.sc.gov and www.eoc.sc.gov as well as school and school district websites.

Printed versions are available from school districts upon request.

Abbreviations Key

N/A Not Applicable N/AV Not Available N/C Not Collected N/R Not Reported I/S Insufficient Sample TBD To be determined

NI Newly Identified CSI Continuing School Improvement CA Corrective Action RP Plan to Restructure R Restructure DELAY School Improvement Status HOLD School Improvement Status