



# SC Annual School Report Card Summary

Bethany Elementary

Clover

Grades: PK-4

Enrollment: 333

Principal: Cathy P. McCarter

Superintendent: Dr. Marc Sosne

Board Chair: Steve Brown

## PERFORMANCE

Comprehensive detail, including definitions of ratings, performance criteria, and explanations of status, is available on [www.ed.sc.gov](http://www.ed.sc.gov) and [www.eoc.sc.gov](http://www.eoc.sc.gov) as well as school and school district websites. Printed versions are available from school districts upon request.

YEAR	ABSOLUTE RATING	GROWTH RATING	PALMETTO GOLD/SILVER AWARD	AYP STATUS	NCLB IMPROVEMENT STATUS
2008	Good	Average	TBD	Met	N/A
2007	Excellent	Average	N/A	Met	N/A
2006	Good	At-Risk	N/A	Met	N/A

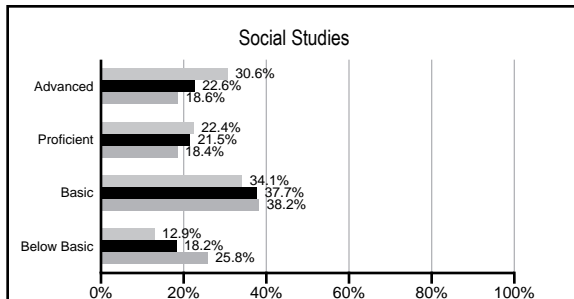
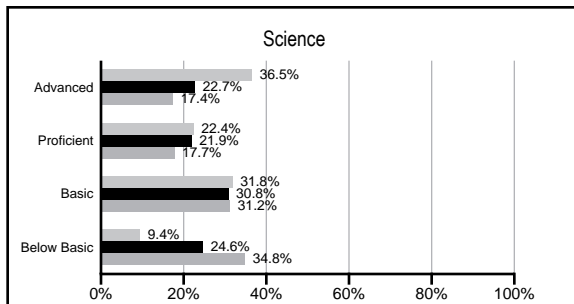
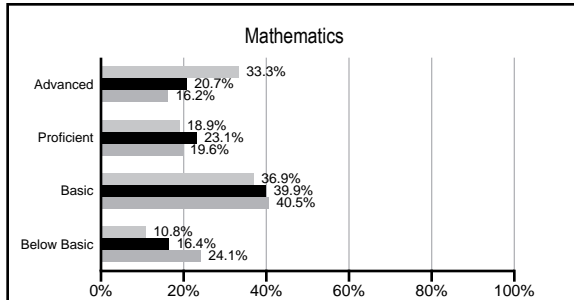
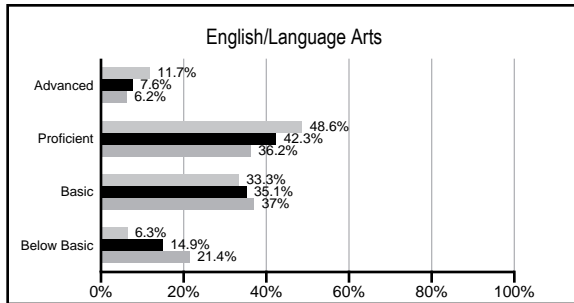
## ABSOLUTE RATINGS OF ELEMENTARY SCHOOLS WITH STUDENTS LIKE OURS\*

EXCELLENT	GOOD	AVERAGE	BELOW AVERAGE	AT-RISK
1	30	55	4	0

\* Ratings are calculated with data available by 02/17/2009. Schools with Students like Ours are Elementary Schools with poverty indices of no more than 5% above or below the index for this school.

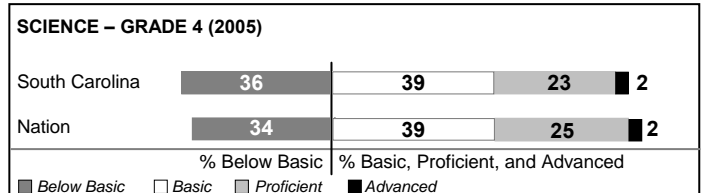

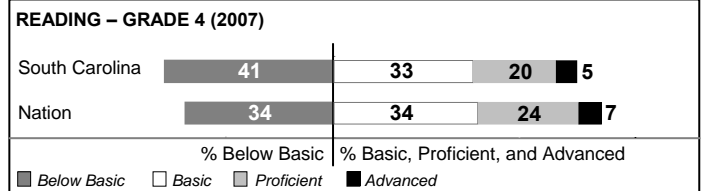
## PACT PERFORMANCE

Our School    Elementary Schools with Students Like Ours    Elementary schools statewide



## NAEP PERFORMANCE\*

\* Performance reported for SC and nation, data not available at school level. Percentages at NAEP Achievement Levels.



## SC PERFORMANCE GOAL

2010 Goal:

By 2010, SC's student achievement will be ranked in the top half of the states nationally. To achieve this goal, we must become one of the fastest improving systems in the country.

2020 Goal: TBD

### Abbreviations Key

N/A Not Applicable N/AV Not Available N/C Not Collected N/R Not Reported I/S Insufficient Sample TBD To be determined  
 NI Newly Identified CSI Continuing School Improvement CA Corrective Action RP Plan to Restructure R Restructure DELAY School Improvement Status HOLD School Improvement Status

# Bethany Elementary [Clover]

## SCHOOL PROFILE

	Our School	Change from Last Year	Elementary Schools with Students Like Ours	Median Elementary School
<b>Students (n=333)</b>				
Retention rate	0.7%	Down from 1.9%	2.2%	2.3%
Attendance rate	96.0%	Down from 96.2%	96.4%	96.3%
Eligible for gifted and talented	19.5%	Down from 20.2%	14.6%	10.4%
With disabilities other than speech	5.6%	Up from 5.4%	7.0%	7.5%
Out-of-school suspensions or expulsions for violent &/or criminal offenses	0.0%	No Change	0.0%	0.0%
<b>Teachers (n=27)</b>				
Teachers with advanced degrees	70.4%	Down from 73.1%	57.1%	56.7%
Continuing contract teachers	85.2%	Down from 92.3%	79.5%	77.3%
Teachers with emergency or provisional certificates	0.0%	No Change	0.0%	0.0%
Teachers returning from previous year	89.4%	Up from 87.7%	89.2%	86.4%
Teacher attendance rate	94.6%	Up from 93.3%	94.9%	94.9%
Average teacher salary	\$51,848	Up 4.0%	\$46,070	\$45,345
Classes not taught by highly qualified teachers	0.0%	No Change	0.0%	0.0%
<b>School</b>				
Principal's years at school	4.0	Up from 3.0	5.0	4.0
Student-teacher ratio in core subjects	20.7 to 1	Up from 18.1 to 1	19.3 to 1	18.5 to 1
Prime instructional time	88.6%	Up from 87.4%	90.2%	89.8%
Opportunities in the arts	Good	No Change	Good	Good
SACS accreditation	No	No Change	Yes	Yes
Character development program	Excellent	No Change	Excellent	Excellent
Dollars spent per pupil*	\$11,823	Up 24.0%	\$6,412	\$7,052
Percent of expenditures for instruction*	66.5%	Up from 62.9%	69.6%	69.1%
Percent of expenditures for teacher salaries*	62.9%	Up from 60.8%	65.7%	64.2%
% of AYP objectives met	100.0%		92.3%	85.7%

\* Prior year audited financial data available.

## EVALUATION RESULTS

	Teachers	Students*	Parents*
Number of surveys returned	27	56	48
Percent satisfied with learning environment	96.3%	89.1%	100.0%
Percent satisfied with social and physical environment	100.0%	89.1%	97.9%
Percent satisfied with school-home relations	92.6%	88.9%	97.8%

\*Only students at the highest elementary school grade level at this school and their parents were included.

## REPORT OF PRINCIPAL AND SCHOOL IMPROVEMENT COUNCIL

Bethany Elementary School's success is grounded in a strong, positive school/community culture and an excellence in teaching and learning. Our culture thrives on common values, traditions, and ceremonies that exemplify the significance we place on the teaching/learning environment. Our strong culture is a unifying force for students, parents, faculty, and staff.

The faculty and staff at Bethany are committed to high levels of student achievement. This commitment is seen in the achievement of all students. As a school, we know that the relationships we develop with our students and the quality of instruction we provide will create an optimal learning environment for our children. Because of this, a focus on student engagement has been established at our school. Bethany students continue to score above the state average on the Palmetto Achievement Challenge Tests. In addition, Bethany School has been recognized by the Education Oversight Committee for closing the achievement gap for the past six years.

The interpretation of student data is an important part of daily instruction at Bethany. MAP, PACT, and running records are some of the results used to provide targeted instruction for students. Teachers conduct conferences with students to discuss individual MAP results and to set goals for progress. As a result, students are aware of the standards they are expected to master and become more responsible, active participants in their learning.

Providing employees with encouragement, resources, and time for planning and reflection is an important part of the teaching/learning culture at Bethany. In addition to daily common grade level planning, special planning days, known as Bethany SD Days, have been periodically worked into the schedule. During these SD Days, students participate in special activities planned at the school while teachers work at grade level and across grade levels to study student data and plan instruction. SD Days allow teachers more sustained time for interpretation of data, planning, and reflection.

While academics are our focus, opportunities to experience success beyond the classroom are available through other avenues such as student council, safety patrol, art club, and chorus. A morning television program is fully produced and operated by our students. Students support their community through their participation in service learning projects such as Jump Rope for Heart, holiday food drives, and recycling projects. Character education is a very important part of our school with administrators and teachers emphasizing a new character trait each month. The affirmation of students' work is an important tradition at Bethany. Each year, a special celebration of student work is held. During this celebration, parents and community members learn about the quality of instruction provided, and students select and share work that they have completed throughout the year.

We are proud of the success of our students at Bethany!

Cathy P. McCarter, Principal Jack Grier, SIC Chair

Comprehensive detail, including definitions of rating, performance criteria, and explanations of status, is available on [www.ed.sc.gov](http://www.ed.sc.gov) and [www.eoc.sc.gov](http://www.eoc.sc.gov) as well as school and school district websites.

Printed versions are available from school districts upon request.

### Abbreviations Key

N/A Not Applicable N/AV Not Available N/C Not Collected N/R Not Reported I/S Insufficient Sample TBD To be determined

NI Newly Identified CSI Continuing School Improvement CA Corrective Action RP Plan to Restructure R Restructure DELAY School Improvement Status HOLD School Improvement Status