



SC Annual School Report Card Summary

Cotton Belt Elementary
York 1

Grades: PK-5

Enrollment: 789

Principal: Mark Hendry

Superintendent: Dr. Russell Booker

Board Chair: Chris Stephenson

PERFORMANCE

Comprehensive detail, including definitions of ratings, performance criteria, and explanations of status, is available on www.ed.sc.gov and www.eoc.sc.gov as well as school and school district websites. Printed versions are available from school districts upon request.

YEAR	ABSOLUTE RATING	GROWTH RATING	PALMETTO GOLD/SILVER AWARD	AYP STATUS	NCLB IMPROVEMENT STATUS
2008	Average	Below Average	TBD	Not Met	N/A
2007	Average	Below Average	N/A	Met	N/A
2006	Average	Below Average	Silver	Met	N/A

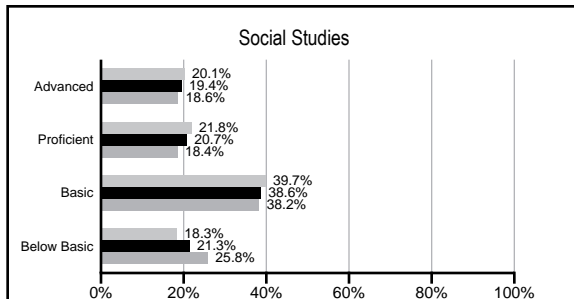
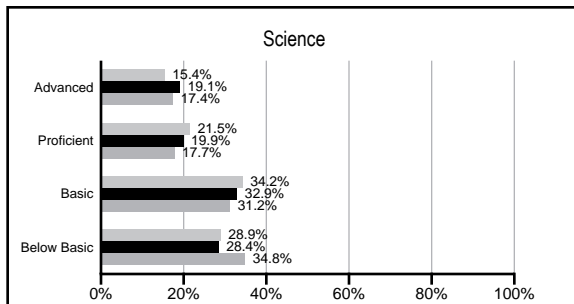
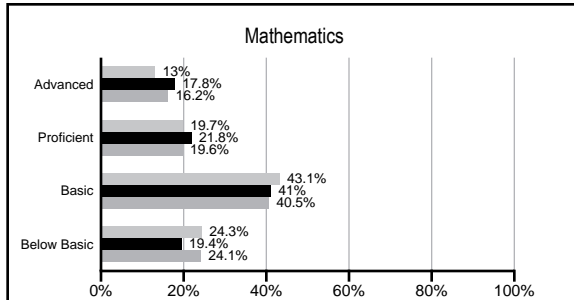
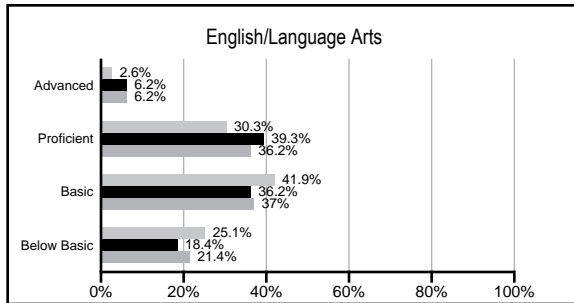
ABSOLUTE RATINGS OF ELEMENTARY SCHOOLS WITH STUDENTS LIKE OURS*

EXCELLENT	GOOD	AVERAGE	BELOW AVERAGE	AT-RISK
0	13	64	9	1

* Ratings are calculated with data available by 02/17/2009. Schools with Students like Ours are Elementary Schools with poverty indices of no more than 5% above or below the index for this school.


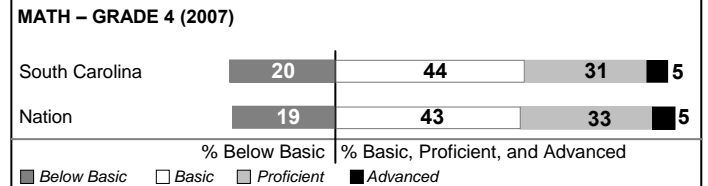
PACT PERFORMANCE

Our School Elementary Schools with Students Like Ours Elementary schools statewide



NAEP PERFORMANCE*

* Performance reported for SC and nation, data not available at school level. Percentages at NAEP Achievement Levels.



SC PERFORMANCE GOAL

2010 Goal:

By 2010, SC's student achievement will be ranked in the top half of the states nationally. To achieve this goal, we must become one of the fastest improving systems in the country.

2020 Goal: TBD

Abbreviations Key

N/A Not Applicable N/AV Not Available N/C Not Collected N/R Not Reported I/S Insufficient Sample TBD To be determined
NI Newly Identified CSI Continuing School Improvement CA Corrective Action RP Plan to Restructure R Restructure DELAY School Improvement Status HOLD School Improvement Status

Cotton Belt Elementary [York 1]

SCHOOL PROFILE

	Our School	Change from Last Year	Elementary Schools with Students Like Ours	Median Elementary School
Students (n=789)				
Retention rate	2.0%	Down from 4.6%	2.2%	2.3%
Attendance rate	96.6%	Up from 96.4%	96.4%	96.3%
Eligible for gifted and talented	12.1%	Up from 10.1%	12.3%	10.4%
With disabilities other than speech	6.0%	Down from 6.2%	8.0%	7.5%
Out-of-school suspensions or expulsions for violent &/or criminal offenses	0.1%	Up from 0.0%	0.0%	0.0%
Teachers (n=43)				
Teachers with advanced degrees	67.4%	Up from 59.5%	56.0%	56.7%
Continuing contract teachers	79.1%	Down from 81.0%	78.3%	77.3%
Teachers with emergency or provisional certificates	0.0%	No Change	0.0%	0.0%
Teachers returning from previous year	88.0%	Up from 87.9%	88.0%	86.4%
Teacher attendance rate	94.7%	Down from 94.9%	95.2%	94.9%
Average teacher salary	\$47,114	Up 7.7%	\$45,236	\$45,345
Classes not taught by highly qualified teachers	0.0%	No Change	0.0%	0.0%
School				
Principal's years at school	2.0	Up from 1.0	3.0	4.0
Student-teacher ratio in core subjects	21.2 to 1	Down from 21.8 to 1	18.9 to 1	18.5 to 1
Prime instructional time	89.6%	No Change	90.5%	89.8%
Opportunities in the arts	Good	No Change	Good	Good
SACS accreditation	Yes	No Change	Yes	Yes
Character development program	Excellent	No Change	Excellent	Excellent
Dollars spent per pupil*	\$6,029	Up 0.1%	\$6,458	\$7,052
Percent of expenditures for instruction*	74.1%	Down from 75.0%	69.8%	69.1%
Percent of expenditures for teacher salaries*	69.2%	Down from 71.1%	65.2%	64.2%
% of AYP objectives met	71.4%		88.2%	85.7%

* Prior year audited financial data available.

EVALUATION RESULTS

	Teachers	Students*	Parents*
Number of surveys returned	43	113	99
Percent satisfied with learning environment	88.4%	91.1%	87.6%
Percent satisfied with social and physical environment	95.3%	92.9%	93.8%
Percent satisfied with school-home relations	93.0%	93.7%	86.3%

*Only students at the highest elementary school grade level at this school and their parents were included.

REPORT OF PRINCIPAL AND SCHOOL IMPROVEMENT COUNCIL

The 2007-2008 school year at Cotton Belt has been one filled with lots of excitement, achievement and challenge. Our students, staff, parents, and community members continue to work hard each and every day to provide an environment of excellence for our boys and girls. As in the past, improving student achievement continues to be a top priority. We were fortunate again this year to have met the federal requirements of NCLB Adequate Yearly Progress (AYP). This accomplishment is a tribute to the commitment and dedication of each member of the Cotton Belt family.

Improving student achievement by meeting the individual needs of our children is something that we continue to strive for each day. This year we implemented "Cub Time," which allows us to group students for up to forty-five minutes per day according to MAP reading/math scores. Through "Cub Time," students are able to receive instruction based on their instructional level. As a result, we have seen significant growth from fall to spring in our student MAP scores. Other initiatives to improve student achievement include Early Intervention Services for at-risk readers, teacher training on how to implement inquiry-based science instruction, and an after-school Book Club to help improve literacy instruction.

As mentioned above, our parents and community members play an integral role in the success of our children. For example, this year's School Improvement Council created the "Reading Rocks" program, which challenged our boys and girls to read fifty thousand hours during the second semester. Our boys and girls rose to the occasion and received a day of fun, which included a junior Carolina Panther football camp. Another example of strong parental support was the addition of new playground equipment that was purchased and installed by our PTO. The new equipment has not only allowed our boys and girls the opportunity to improve their physical fitness levels but also added much enjoyment to their recess time. These are just a few examples of how our parents and community are making a difference in the education of our children.

As you review the data from this report card, please let it be a reminder that we still have much to do in order to prepare our students for their bright future. It truly does take a village to raise a child and we look forward to the continued support of our parents and community to help our students reach their full potential. Many thanks to all of our stakeholders for this year's accomplishments and for making Cotton Belt a great place to learn.

Mark Hendry, Principal
Wendy Stephenson, Chairperson/School Improvement Council

Comprehensive detail, including definitions of rating, performance criteria, and explanations of status, is available on www.ed.sc.gov and www.eoc.sc.gov as well as school and school district websites.

Printed versions are available from school districts upon request.

Abbreviations Key

N/A Not Applicable N/AV Not Available N/C Not Collected N/R Not Reported I/S Insufficient Sample TBD To be determined

NI Newly Identified CSI Continuing School Improvement CA Corrective Action RP Plan to Restructure R Restructure DELAY School Improvement Status HOLD School Improvement Status