



SC Annual School Report Card Summary

Hickory Grove-Sharon Elementary
York 1
Grades: PK-6 Enrollment: 410
Principal: H. Dietrich Long
Superintendent: Dr. Russell Booker
Board Chair: Chris Stephenson

PERFORMANCE

Comprehensive detail, including definitions of ratings, performance criteria, and explanations of status, is available on www.ed.sc.gov and www.eoc.sc.gov as well as school and school district websites. Printed versions are available from school districts upon request.

YEAR	ABSOLUTE RATING	GROWTH RATING	PALMETTO GOLD/SILVER AWARD	AYP STATUS	NCLB IMPROVEMENT STATUS
2008	Average	Below Average	TBD	Met	N/A
2007	Average	Average	N/A	Met	N/A
2006	Average	At-Risk	N/A	Met	N/A

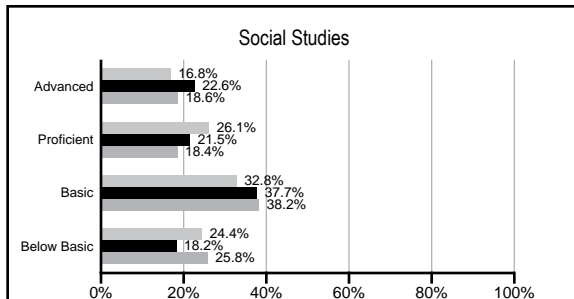
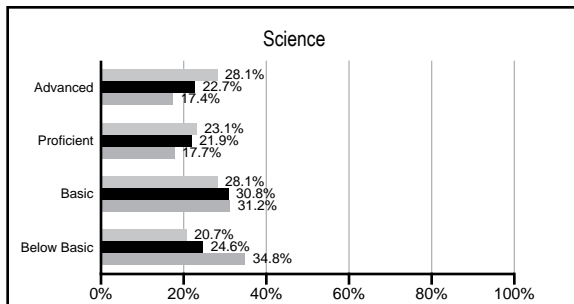
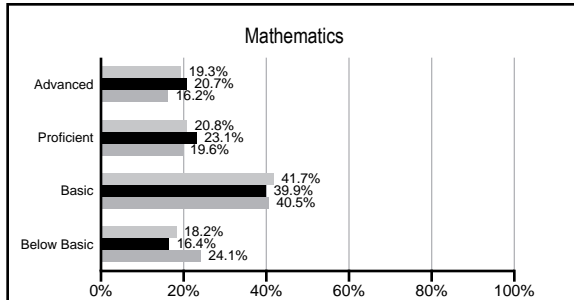
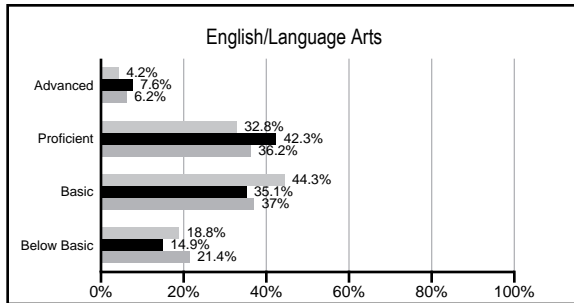
ABSOLUTE RATINGS OF ELEMENTARY SCHOOLS WITH STUDENTS LIKE OURS*

EXCELLENT	GOOD	AVERAGE	BELOW AVERAGE	AT-RISK
1	30	55	4	0

* Ratings are calculated with data available by 02/17/2009. Schools with Students like Ours are Elementary Schools with poverty indices of no more than 5% above or below the index for this school.

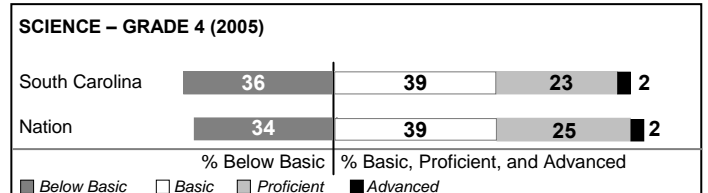
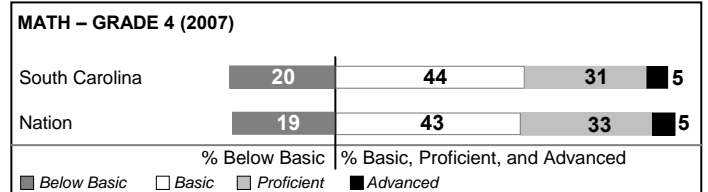
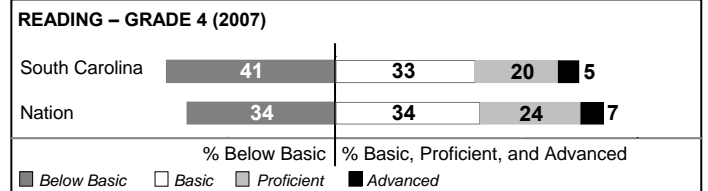
PACT PERFORMANCE

Our School
 Elementary Schools with Students Like Ours
 Elementary schools statewide



NAEP PERFORMANCE*

* Performance reported for SC and nation, data not available at school level. Percentages at NAEP Achievement Levels.



SC PERFORMANCE GOAL

2010 Goal:

By 2010, SC's student achievement will be ranked in the top half of the states nationally. To achieve this goal, we must become one of the fastest improving systems in the country.

2020 Goal: TBD

Abbreviations Key

N/A Not Applicable N/AV Not Available N/C Not Collected N/R Not Reported I/S Insufficient Sample TBD To be determined
 NI Newly Identified CSI Continuing School Improvement CA Corrective Action RP Plan to Restructure R Restructure DELAY School Improvement Status HOLD School Improvement Status

Hickory Grove-Sharon Elementary [York 1]

SCHOOL PROFILE

	Our School	Change from Last Year	Elementary Schools with Students Like Ours	Median Elementary School
Students (n=410)				
Retention rate	3.1%	Down from 3.6%	2.1%	2.3%
Attendance rate	96.4%	Up from 96.1%	96.4%	96.3%
Eligible for gifted and talented	20.1%	Down from 21.1%	13.5%	10.4%
With disabilities other than speech	5.0%	Down from 5.3%	7.2%	7.5%
Out-of-school suspensions or expulsions for violent &/or criminal offenses	0.0%	No Change	0.0%	0.0%
Teachers (n=28)				
Teachers with advanced degrees	71.4%	No Change	55.8%	56.7%
Continuing contract teachers	92.9%	No Change	78.5%	77.3%
Teachers with emergency or provisional certificates	0.0%	No Change	0.0%	0.0%
Teachers returning from previous year	93.7%	Up from 93.0%	88.6%	86.4%
Teacher attendance rate	95.6%	Up from 95.4%	94.9%	94.9%
Average teacher salary	\$47,545	Up 4.8%	\$45,945	\$45,345
Classes not taught by highly qualified teachers	0.0%	No Change	0.0%	0.0%
School				
Principal's years at school	10.0	Up from 9.0	5.0	4.0
Student-teacher ratio in core subjects	13.5 to 1	Down from 16.5 to 1	19.2 to 1	18.5 to 1
Prime instructional time	90.6%	Down from 90.8%	90.1%	89.8%
Opportunities in the arts	Good	No Change	Good	Good
SACS accreditation	Yes	No Change	Yes	Yes
Character development program	Average	No Change	Excellent	Excellent
Dollars spent per pupil*	\$6,352	Up 4.6%	\$6,399	\$7,052
Percent of expenditures for instruction*	69.6%	Up from 68.8%	69.7%	69.1%
Percent of expenditures for teacher salaries*	68.0%	Up from 66.8%	65.4%	64.2%
% of AYP objectives met	100.0%		92.3%	85.7%

* Prior year audited financial data available.

EVALUATION RESULTS

	Teachers	Students*	Parents*
Number of surveys returned	23	0	0
Percent satisfied with learning environment	95.7%	FORMS	FORMS
Percent satisfied with social and physical environment	100.0%	LOST IN	LOST IN
Percent satisfied with school-home relations	95.7%	SHIPMENT	SHIPMENT

*Only students at the highest elementary school grade level at this school and their parents were included.

REPORT OF PRINCIPAL AND SCHOOL IMPROVEMENT COUNCIL

The 2007-2008 school year at Hickory Grove/Sharon was a very exciting and successful one. Our students and our teachers worked very hard to raise our academic achievement bar.

Fifteen of our teachers and administrators participated in a year-long professional study group led by our literacy coach. The teachers were taught research based reading strategies to use with their students. They also received graduate and recertification credit for this course.

We expanded our early intervention program as we utilized a computerized reading program to increase student reading levels. Teachers were also granted more time to meet collaboratively to discuss the needs and progress of students receiving early intervention strategies. More time was devoted to flexible grouping of all students this year based on MAP scores.

Our priorities are to continue to utilize our acquired knowledge to increase student achievement for the upcoming year. To help with this, our school has been approved to hire an Early Childhood Instructional interventionist to work with K-2 students and to help our teachers implement reading recovery strategies in their classrooms. Another priority is to collaborate with parents and our community to make our school a place where everyone feels important and proud to be a part of our learning community.

Some accomplishments of the past year include:

- Recognized by the Education Oversight Committee for closing the achievement gap for historically underachieving students on the PACT.
- Our school's first archery team had members to place first and third in the state competition.
- Our MERIT stock market team placed second in the state competition
- Our students benefited from the services of a full time guidance counselor and nurse. We also have a part-time in-house mental health counselor.
- Our PTO provided for the third year a free school yearbook to all students and staff.
- Started a monthly newsletter to keep parents informed of school happenings.

Dietrich Long, Principal

Leslie Ann Howell, School Improvement Council Chairman

Comprehensive detail, including definitions of rating, performance criteria, and explanations of status, is available on www.ed.sc.gov and www.eoc.sc.gov as well as school and school district websites.

Printed versions are available from school districts upon request.

Abbreviations Key

N/A Not Applicable N/AV Not Available N/C Not Collected N/R Not Reported I/S Insufficient Sample TBD To be determined

NI Newly Identified CSI Continuing School Improvement CA Corrective Action RP Plan to Restructure R Restructure DELAY School Improvement Status HOLD School Improvement Status