



SC Annual School Report Card Summary

Jefferson Elementary

York 1

Grades: PK-5

Enrollment: 613

Principal: Jane Wallace

Superintendent: Dr. Russell Booker

Board Chair: Chris Stephenson

PERFORMANCE

Comprehensive detail, including definitions of ratings, performance criteria, and explanations of status, is available on www.ed.sc.gov and www.eoc.sc.gov as well as school and school district websites. Printed versions are available from school districts upon request.

YEAR	ABSOLUTE RATING	GROWTH RATING	PALMETTO GOLD/SILVER AWARD	AYP STATUS	NCLB IMPROVEMENT STATUS
2008	Average	Below Average	TBD	Not Met	N/A
2007	Average	Average	N/A	Met	N/A
2006	Average	At-Risk	N/A	Met	N/A

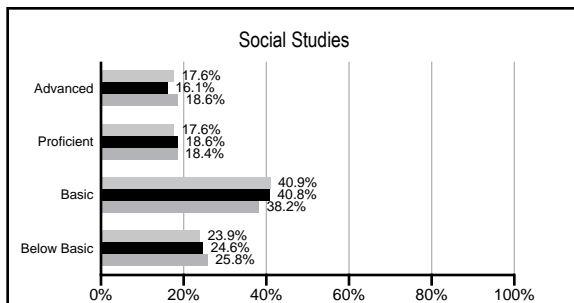
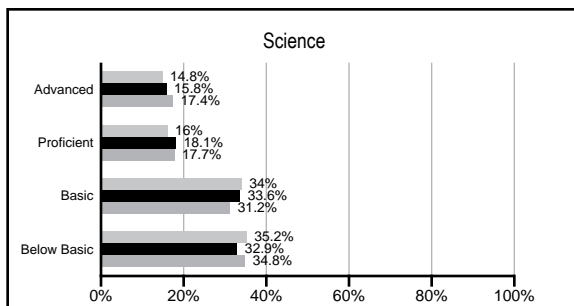
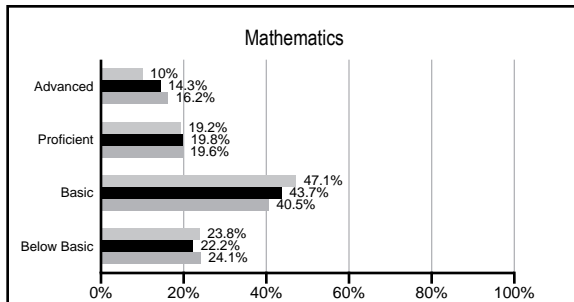
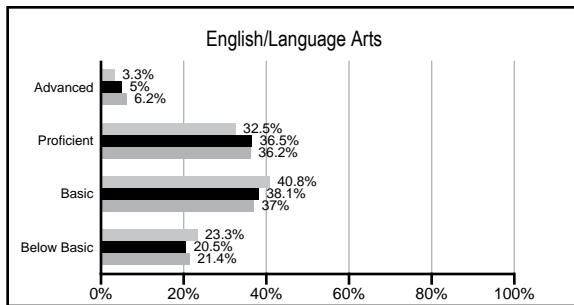
ABSOLUTE RATINGS OF ELEMENTARY SCHOOLS WITH STUDENTS LIKE OURS*

EXCELLENT	GOOD	AVERAGE	BELOW AVERAGE	AT-RISK
0	8	54	28	1

* Ratings are calculated with data available by 02/17/2009. Schools with Students like Ours are Elementary Schools with poverty indices of no more than 5% above or below the index for this school.

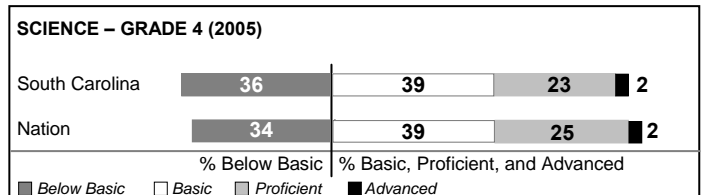
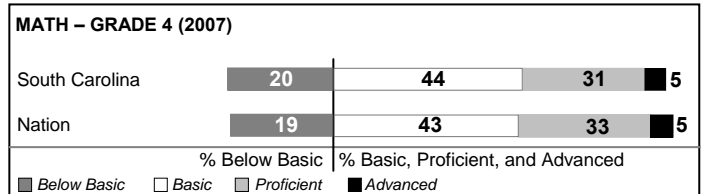
PACT PERFORMANCE

Our School
 Elementary Schools with Students Like Ours
 Elementary schools statewide



NAEP PERFORMANCE*

* Performance reported for SC and nation, data not available at school level. Percentages at NAEP Achievement Levels.



SC PERFORMANCE GOAL

2010 Goal:

By 2010, SC's student achievement will be ranked in the top half of the states nationally. To achieve this goal, we must become one of the fastest improving systems in the country.

2020 Goal: TBD

Abbreviations Key

N/A Not Applicable N/AV Not Available N/C Not Collected N/R Not Reported I/S Insufficient Sample TBD To be determined
 NI Newly Identified CSI Continuing School Improvement CA Corrective Action RP Plan to Restructure R Restructure DELAY School Improvement Status HOLD School Improvement Status

Jefferson Elementary [York 1]

SCHOOL PROFILE

	Our School	Change from Last Year	Elementary Schools with Students Like Ours	Median Elementary School
Students (n=613)				
Retention rate	4.8%	Down from 4.9%	2.6%	2.3%
Attendance rate	96.4%	Up from 96.2%	96.3%	96.3%
Eligible for gifted and talented	10.4%	Down from 12.4%	10.5%	10.4%
With disabilities other than speech	9.5%	Up from 8.9%	8.7%	7.5%
Out-of-school suspensions or expulsions for violent &/or criminal offenses	0.0%	No Change	0.0%	0.0%
Teachers (n=42)				
Teachers with advanced degrees	66.7%	Down from 70.7%	57.9%	56.7%
Continuing contract teachers	85.7%	Down from 95.1%	80.5%	77.3%
Teachers with emergency or provisional certificates	0.0%	No Change	0.0%	0.0%
Teachers returning from previous year	90.4%	Down from 92.9%	87.8%	86.4%
Teacher attendance rate	94.5%	Down from 95.2%	94.9%	94.9%
Average teacher salary	\$47,189	Up 8.6%	\$45,384	\$45,345
Classes not taught by highly qualified teachers	0.0%	No Change	0.0%	0.0%
School				
Principal's years at school	4.0	Up from 3.0	4.0	4.0
Student-teacher ratio in core subjects	18.8 to 1	Down from 19.1 to 1	18.5 to 1	18.5 to 1
Prime instructional time	87.6%	Down from 89.2%	89.8%	89.8%
Opportunities in the arts	Good	No Change	Good	Good
SACS accreditation	Yes	No Change	Yes	Yes
Character development program	Good	Up from Average	Excellent	Excellent
Dollars spent per pupil*	\$7,428	Up 6.0%	\$6,890	\$7,052
Percent of expenditures for instruction*	72.6%	No Change	68.9%	69.1%
Percent of expenditures for teacher salaries*	67.7%	Down from 70.1%	65.0%	64.2%
% of AYP objectives met	81.0%		88.2%	85.7%

* Prior year audited financial data available.

EVALUATION RESULTS

	Teachers	Students*	Parents*
Number of surveys returned	32	74	60
Percent satisfied with learning environment	93.8%	86.5%	84.5%
Percent satisfied with social and physical environment	100.0%	83.6%	88.1%
Percent satisfied with school-home relations	90.3%	88.9%	81.4%

*Only students at the highest elementary school grade level at this school and their parents were included.

REPORT OF PRINCIPAL AND SCHOOL IMPROVEMENT COUNCIL

This has been an exciting and fast-paced year at Jefferson Elementary School. We have continued the ongoing tradition of providing a child-centered environment that challenges and nurtures our students. Not only do we hold high expectations for academic achievement, we continue to stress the qualities of good citizenship. Our ultimate goal is for the students of Jefferson to become productive members of our global society.

This year has been very challenging as well as extremely rewarding. Our second year with the South Carolina Reading Initiative (SCRI) has changed our philosophies and instructional methods in literacy. Focused study has allowed staff to establish beliefs and work toward common goals. We have seen tremendous growth in our students and are confident that as we grow as teachers, our students will continue to improve. Receiving honorable mention as a Title I Distinguished School certainly rewarded teachers and students for their hard work.

Students participated in numerous service activities such as Pennies for PATH, Jump Rope for Heart, and Relay for Life. Students were involved in other experiences such as choral programs, Culture Fest, and a recycling project. Opportunities in leadership were provided through participation in student council.

Parent and community involvement in the school were encouraged in many ways. A Lunch Buddies program brought in community members to spend time with students and provide an adult role model. District Office staff also worked with students during the year on academics as well as providing positive role models. Parents were invited to participate in events such as book fairs, reading with students, a living wax museum, as well as graduation and awards ceremonies. The community as a whole is dedicated to our students.

We continue to expand our use of technology in the classroom. This year we were able to add data projectors to eleven classrooms. Several document cameras are also available for check out. Teachers continue to integrate technology into the classroom as often as possible. Our next technology goal is to add interactive white boards to our classrooms.

For the 2008-2009 year, we will continue about the business of educating our children. Our goal is to increase the percentage of students meeting target growth on MAP, continue to improve reading instruction, as well as provide a quality education for the customers we serve. We strive to reinforce our learning community as we continue "Linking Learning to Life."

Jane Wallace, Principal
Kim Mitchell, School Improvement Council

Comprehensive detail, including definitions of rating, performance criteria, and explanations of status, is available on www.ed.sc.gov and www.eoc.sc.gov as well as school and school district websites.

Printed versions are available from school districts upon request.

Abbreviations Key

N/A Not Applicable N/AV Not Available N/C Not Collected N/R Not Reported I/S Insufficient Sample TBD To be determined

NI Newly Identified CSI Continuing School Improvement CA Corrective Action RP Plan to Restructure R Restructure DELAY School Improvement Status HOLD School Improvement Status