



SC Annual School Report Card Summary

St Mark Elementary

Williamsburg

Grades: PK-6

Enrollment: 183

Principal: Rumell Taylor

Superintendent: Ralph C. Fennell, Jr.

Board Chair: Mr. James Darby

PERFORMANCE

Comprehensive detail, including definitions of ratings, performance criteria, and explanations of status, is available on www.ed.sc.gov and www.eoc.sc.gov as well as school and school district websites. Printed versions are available from school districts upon request.

YEAR	ABSOLUTE RATING	GROWTH RATING	PALMETTO GOLD/SILVER AWARD	AYP STATUS	NCLB IMPROVEMENT STATUS
2008	Good	Average	TBD	Met	N/A
2007	Below Average	At-Risk	N/A	Met	N/A
2006	Good	Below Average	Silver	Met	N/A

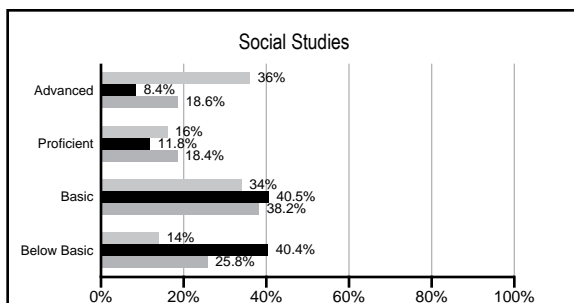
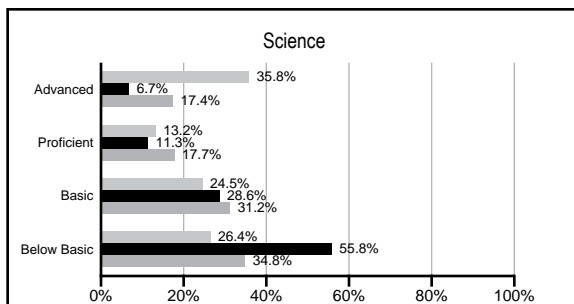
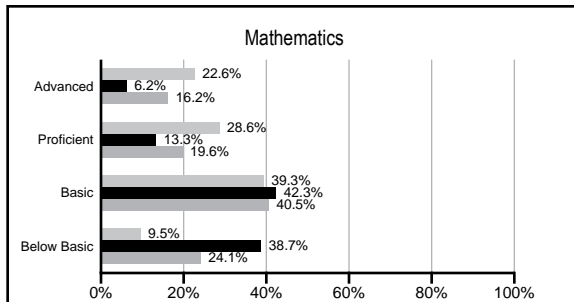
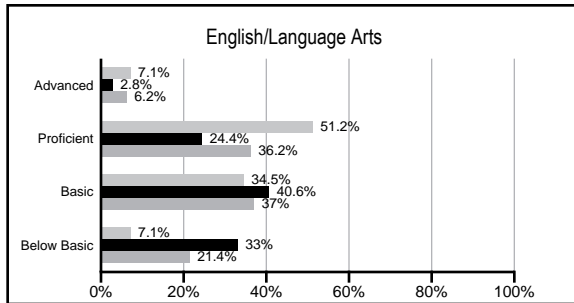
ABSOLUTE RATINGS OF ELEMENTARY SCHOOLS WITH STUDENTS LIKE OURS*

EXCELLENT	GOOD	AVERAGE	BELOW AVERAGE	AT-RISK
0	4	4	29	44

* Ratings are calculated with data available by 02/17/2009. Schools with Students like Ours are Elementary Schools with poverty indices of no more than 5% above or below the index for this school.


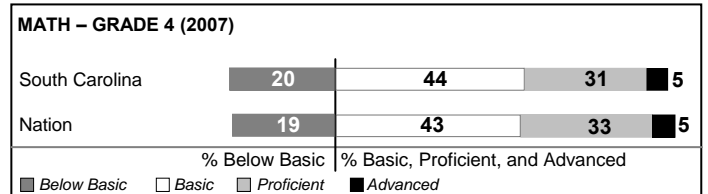
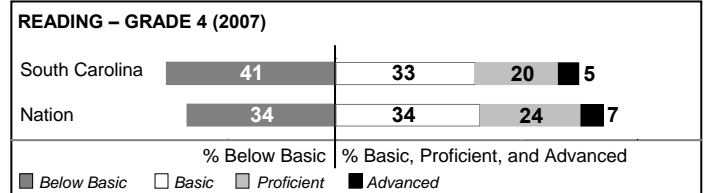
PACT PERFORMANCE

Our School
 Elementary Schools with Students Like Ours
 Elementary schools statewide



NAEP PERFORMANCE*

* Performance reported for SC and nation, data not available at school level. Percentages at NAEP Achievement Levels.



SC PERFORMANCE GOAL

2010 Goal:

By 2010, SC's student achievement will be ranked in the top half of the states nationally. To achieve this goal, we must become one of the fastest improving systems in the country.

2020 Goal: TBD

Abbreviations Key

N/A Not Applicable N/AV Not Available N/C Not Collected N/R Not Reported I/S Insufficient Sample TBD To be determined
 NI Newly Identified CSI Continuing School Improvement CA Corrective Action RP Plan to Restructure R Restructure DELAY School Improvement Status HOLD School Improvement Status

St Mark Elementary [Williamsburg]

SCHOOL PROFILE

	Our School	Change from Last Year	Elementary Schools with Students Like Ours	Median Elementary School
Students (n=183)				
Retention rate	7.2%	Down from 10.7%	3.1%	2.3%
Attendance rate	96.6%	Down from 96.7%	96.0%	96.3%
Eligible for gifted and talented	5.6%	Up from 5.3%	2.7%	10.4%
With disabilities other than speech	12.2%	Up from 11.7%	7.6%	7.5%
Out-of-school suspensions or expulsions for violent &/or criminal offenses	0.0%	No Change	0.0%	0.0%
Teachers (n=15)				
Teachers with advanced degrees	53.3%	Down from 62.5%	53.3%	56.7%
Continuing contract teachers	80.0%	Down from 87.5%	66.7%	77.3%
Teachers with emergency or provisional certificates	0.0%	No Change	0.0%	0.0%
Teachers returning from previous year	80.1%	Down from 81.9%	82.6%	86.4%
Teacher attendance rate	94.1%	Down from 95.3%	94.8%	94.9%
Average teacher salary	\$42,249	Up 2.7%	\$43,635	\$45,345
Classes not taught by highly qualified teachers	7.0%	Down from 22.4%	1.6%	0.0%
School				
Principal's years at school	28.0	Up from 21.0	3.0	4.0
Student-teacher ratio in core subjects	17.8 to 1	Up from 17.5 to 1	16.4 to 1	18.5 to 1
Prime instructional time	89.5%	Up from 89.3%	89.1%	89.8%
Opportunities in the arts	Good	No Change	Good	Good
SACS accreditation	Yes	No Change	Yes	Yes
Character development program	Excellent	Up from Good	Excellent	Excellent
Dollars spent per pupil*	\$8,915	Down 2.7%	\$8,217	\$7,052
Percent of expenditures for instruction*	61.4%	Up from 54.0%	68.4%	69.1%
Percent of expenditures for teacher salaries*	56.4%	Up from 54.0%	60.5%	64.2%
% of AYP objectives met	100.0%		66.7%	85.7%

* Prior year audited financial data available.

EVALUATION RESULTS

	Teachers	Students*	Parents*
Number of surveys returned	19	18	17
Percent satisfied with learning environment	84.2%	88.9%	93.3%
Percent satisfied with social and physical environment	94.4%	94.4%	100.0%
Percent satisfied with school-home relations	68.4%	83.3%	93.8%

*Only students at the highest elementary school grade level at this school and their parents were included.

REPORT OF PRINCIPAL AND SCHOOL IMPROVEMENT COUNCIL

The mission of St. Mark Elementary School, a representative of a loving, caring, and sharing community, is to prepare students who are respectful, productive, problem-solving, lifelong learners. We strive to do this by providing diverse learning experiences and an innovative curriculum in a safe, secure, and healthy environment. St. Mark is a school-wide, Title I school that serves approximately 235 children. It has a child development program, kindergarten program, and grades 1 through 6. The children come from various communities. Because of the rural nature of the school, 98.8% of the children receive free or reduced lunch. Our population is 99% African American and 1% white. The Child Development utilizes the CDEPPT Standards, Creative Curriculum, and a strands driven curriculum at all times. We can only have 20 students who are on free or reduced lunch or are on Medicaid. The students must be poverty stricken.

The underlying philosophy of the school is a strong belief that all children can learn when given the opportunity. The school's overall goal is to provide quality instruction to all students so test scores will improve. A close relationship exists between the school and the community, both of whom share high expectations of all children. The school's motto, "Striving for Excellence," can be observed daily by parents, visitors, students, faculty, and staff.

Some of the school's awards and accomplishments include; The school met AYP the past 6 years; A Good Absolute Rating on the School Report Card for 5 years, Below Average for 1 year; 1 Gold Award, 2 Silver Awards, 5 Incentive Rewards in the past 15 years; Accredited with the Southern Association of Colleges and Schools for 36 years; the students' average daily attendance for the 2007-2008 school year was 97%; the dropout rate for the 2007-2008 school year was maintained at 0%; and 100% faculty and staff membership in PTA. Some of the school's instructional, co-curricular activities are: Book of the Month; 25 Book Campaign; The Readers, Writers, Math & Science Workshops; Student Council; After School tutoring; Just Say No Club; Hornet Club; Book-It Program; Manners Minute; Principal's Art Gallery; Music Hall of Fame; Hornet Book Club; Positive Action Program; Hornet Patrol Club; Parenting Program; Child Development Program; America's Choice Program; Building Blocks Program; Scholastic Reading Counts; SuccessMaker Lab; and the Hornet Postal Delivery Program. We also have SmartBoards and Elmoes in every class.

Grant information includes: Bridging the Gaps Grant; Extended Day & After School Care Program; 2000 Science Teacher Education Program; Comprehensive School Grant and the Laura Bush Grant.

Rumell Taylor, Principal
Gale Tisdale, SIC Chairperson

Comprehensive detail, including definitions of rating, performance criteria, and explanations of status, is available on www.ed.sc.gov and www.eoc.sc.gov as well as school and school district websites.

Printed versions are available from school districts upon request.

Abbreviations Key

N/A Not Applicable N/AV Not Available N/C Not Collected N/R Not Reported I/S Insufficient Sample TBD To be determined
NI Newly Identified CSI Continuing School Improvement CA Corrective Action RP Plan to Restructure R Restructure DELAY School Improvement Status HOLD School Improvement Status