



SC Annual School Report Card Summary

Chavis Elementary

Williamsburg

Grades: PK-6

Enrollment: 486

Principal: Cynthia M. Brown

Superintendent: Ralph C. Fennell, Jr.

Board Chair: Mr. James Darby

PERFORMANCE

Comprehensive detail, including definitions of ratings, performance criteria, and explanations of status, is available on www.ed.sc.gov and www.eoc.sc.gov as well as school and school district websites. Printed versions are available from school districts upon request.

YEAR	ABSOLUTE RATING	GROWTH RATING	PALMETTO GOLD/SILVER AWARD	AYP STATUS	NCLB IMPROVEMENT STATUS
2008	Below Average	At-Risk	TBD	Not Met	CA
2007	Below Average	Below Average	N/A	Not Met	CSI
2006	Below Average	At-Risk	N/A	Not Met	NI

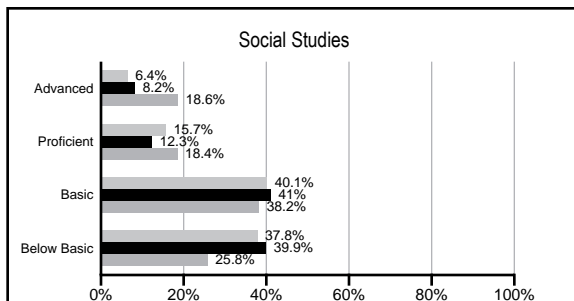
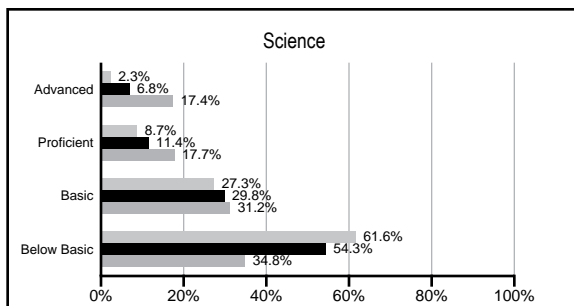
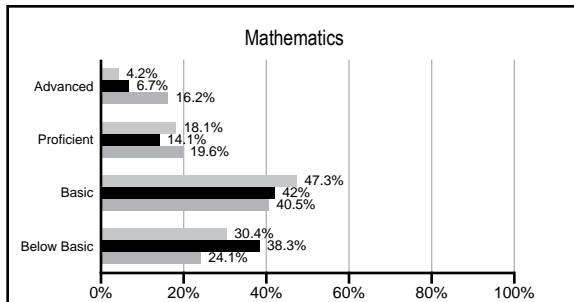
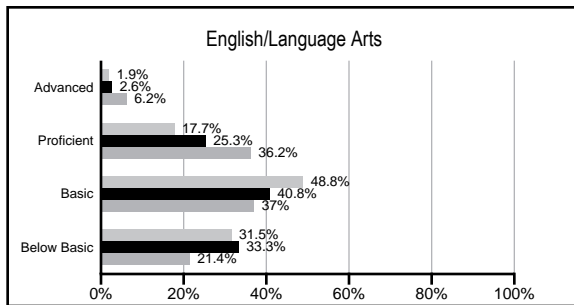
ABSOLUTE RATINGS OF ELEMENTARY SCHOOLS WITH STUDENTS LIKE OURS*

EXCELLENT	GOOD	AVERAGE	BELOW AVERAGE	AT-RISK
0	4	8	56	61

* Ratings are calculated with data available by 02/17/2009. Schools with Students like Ours are Elementary Schools with poverty indices of no more than 5% above or below the index for this school.

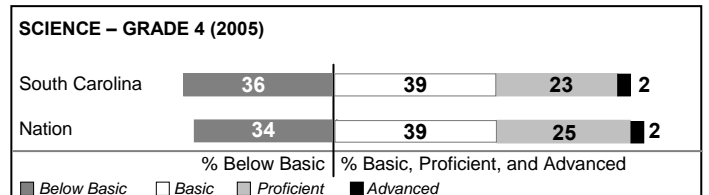
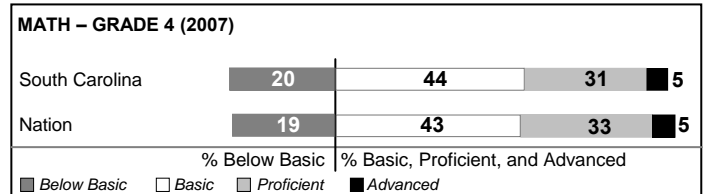
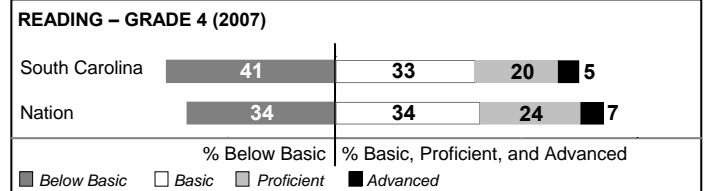
PACT PERFORMANCE

Our School
 Elementary Schools with Students Like Ours
 Elementary schools statewide



NAEP PERFORMANCE*

* Performance reported for SC and nation, data not available at school level. Percentages at NAEP Achievement Levels.



SC PERFORMANCE GOAL

2010 Goal:

By 2010, SC's student achievement will be ranked in the top half of the states nationally. To achieve this goal, we must become one of the fastest improving systems in the country.

2020 Goal: TBD

Abbreviations Key

N/A Not Applicable N/AV Not Available N/C Not Collected N/R Not Reported I/S Insufficient Sample TBD To be determined
 NI Newly Identified CSI Continuing School Improvement CA Corrective Action RP Plan to Restructure R Restructure DELAY School Improvement Status HOLD School Improvement Status

Chavis Elementary [Williamsburg]

SCHOOL PROFILE

	Our School	Change from Last Year	Elementary Schools with Students Like Ours	Median Elementary School
Students (n=486)				
Retention rate	5.7%	Up from 5.5%	3.1%	2.3%
Attendance rate	96.6%	Down from 97.0%	96.0%	96.3%
Eligible for gifted and talented	4.3%	Up from 3.4%	3.4%	10.4%
With disabilities other than speech	14.3%	Down from 15.4%	7.8%	7.5%
Out-of-school suspensions or expulsions for violent &/or criminal offenses	0.0%	No Change	0.0%	0.0%
Teachers (n=34)				
Teachers with advanced degrees	50.0%	Up from 48.5%	54.3%	56.7%
Continuing contract teachers	76.5%	Down from 84.8%	69.6%	77.3%
Teachers with emergency or provisional certificates	3.6%	Up from 3.2%	0.0%	0.0%
Teachers returning from previous year	90.2%	Down from 90.5%	83.1%	86.4%
Teacher attendance rate	94.1%	Up from 93.3%	95.0%	94.9%
Average teacher salary	\$41,749	Down 0.9%	\$43,988	\$45,345
Classes not taught by highly qualified teachers	7.2%	Down from 16.7%	0.0%	0.0%
School				
Principal's years at school	2.5	Up from 1.5	3.0	4.0
Student-teacher ratio in core subjects	18.3 to 1	Up from 17.8 to 1	16.6 to 1	18.5 to 1
Prime instructional time	89.5%	Up from 88.9%	89.3%	89.8%
Opportunities in the arts	Good	Up from Fair	Good	Good
SACS accreditation	Yes	No Change	Yes	Yes
Character development program	Excellent	Up from Good	Excellent	Excellent
Dollars spent per pupil*	\$6,364	Up 13.5%	\$8,115	\$7,052
Percent of expenditures for instruction*	69.5%	Down from 72.1%	68.8%	69.1%
Percent of expenditures for teacher salaries*	66.8%	Down from 68.0%	61.9%	64.2%
% of AYP objectives met	52.9%		69.2%	85.7%

* Prior year audited financial data available.

REPORT OF PRINCIPAL AND SCHOOL IMPROVEMENT COUNCIL

Located in eastern Williamsburg County, Chavis Elementary School educates approximately 502 students in grades 4k through 6. Having completed six years of operation, Chavis Elementary has had many successes. Chavis Elementary adopted the motto "One School, One Mission" as we strive to educate our children.

The mission of Chavis Elementary School is to "prepare students for the responsibilities of good citizenship and lifelong learning while striving for academic excellence." We will accomplish this by providing an innovative curriculum, relevant resources and a competent staff. The expectation at Chavis Elementary is that every child will attain his/her highest level of academic and social achievement. All students are provided with a safe and nurturing environment that promotes respect for self and others and enhances self-esteem, dignity and self-discipline.

Students, parents, teachers, and community members are actively involved in the total learning process, with technology as an integral part of the academic experience.

Cynthia M. Brown, Principal
Debra Brown, School Improvement Chairperson

EVALUATION RESULTS

	Teachers	Students*	Parents*
Number of surveys returned	38	43	18
Percent satisfied with learning environment	84.2%	83.7%	47.1%
Percent satisfied with social and physical environment	86.8%	86.0%	40.0%
Percent satisfied with school-home relations	54.1%	83.7%	62.5%

*Only students at the highest elementary school grade level at this school and their parents were included.

Comprehensive detail, including definitions of rating, performance criteria, and explanations of status, is available on www.ed.sc.gov and www.eoc.sc.gov as well as school and school district websites.

Printed versions are available from school districts upon request.

Abbreviations Key

N/A Not Applicable N/AV Not Available N/C Not Collected N/R Not Reported I/S Insufficient Sample TBD To be determined
NI Newly Identified CSI Continuing School Improvement CA Corrective Action RP Plan to Restructure R Restructure DELAY School Improvement Status HOLD School Improvement Status