



SC Annual School Report Card Summary

Cades Hebron Elementary
Williamsburg

Grades: PK-6

Enrollment: 299

Principal: Lee Roy Campbell, Jr.

Superintendent: Ralph C. Fennell, Jr.

Board Chair: Mr. James Darby

PERFORMANCE

Comprehensive detail, including definitions of ratings, performance criteria, and explanations of status, is available on www.ed.sc.gov and www.eoc.sc.gov as well as school and school district websites. Printed versions are available from school districts upon request.

YEAR	ABSOLUTE RATING	GROWTH RATING	PALMETTO GOLD/SILVER AWARD	AYP STATUS	NCLB IMPROVEMENT STATUS
2008	Below Average	Below Average	TBD	Not Met	NI
2007	At-Risk	At-Risk	N/A	Not Met	N/A
2006	Below Average	Below Average	N/A	Met	N/A

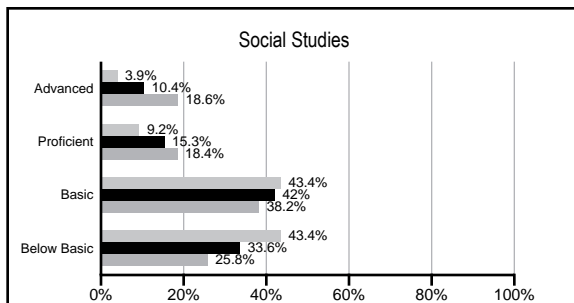
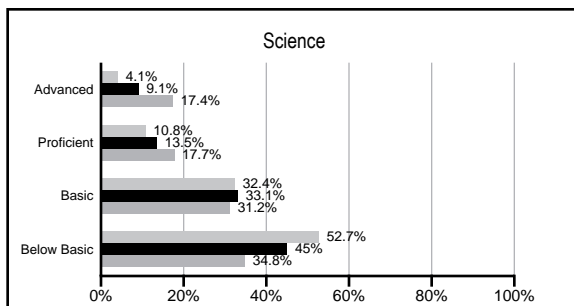
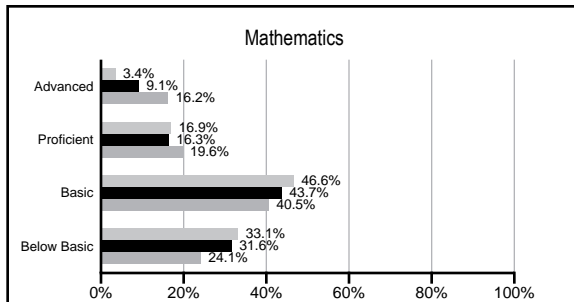
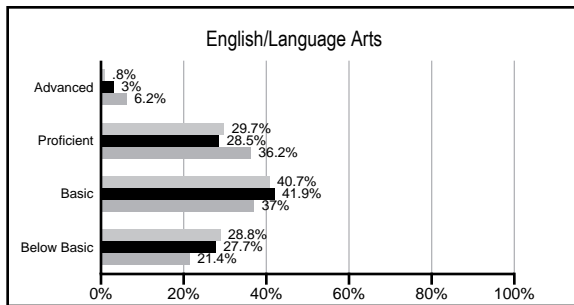
ABSOLUTE RATINGS OF ELEMENTARY SCHOOLS WITH STUDENTS LIKE OURS*

EXCELLENT	GOOD	AVERAGE	BELOW AVERAGE	AT-RISK
0	0	18	63	13

* Ratings are calculated with data available by 02/17/2009. Schools with Students like Ours are Elementary Schools with poverty indices of no more than 5% above or below the index for this school.

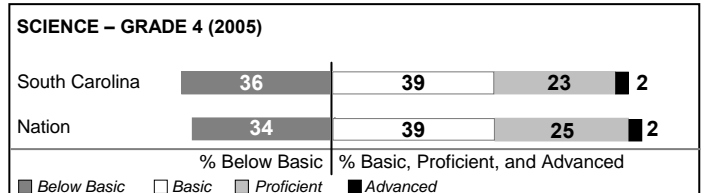

PACT PERFORMANCE

Our School
 Elementary Schools with Students Like Ours
 Elementary schools statewide



NAEP PERFORMANCE*

* Performance reported for SC and nation, data not available at school level. Percentages at NAEP Achievement Levels.



SC PERFORMANCE GOAL

2010 Goal:

By 2010, SC's student achievement will be ranked in the top half of the states nationally. To achieve this goal, we must become one of the fastest improving systems in the country.

2020 Goal: TBD

Abbreviations Key

N/A Not Applicable N/AV Not Available N/C Not Collected N/R Not Reported I/S Insufficient Sample TBD To be determined
NI Newly Identified CSI Continuing School Improvement CA Corrective Action RP Plan to Restructure R Restructure DELAY School Improvement Status HOLD School Improvement Status

Cades Hebron Elementary [Williamsburg]

SCHOOL PROFILE

	Our School	Change from Last Year	Elementary Schools with Students Like Ours	Median Elementary School
Students (n=299)				
Retention rate	5.1%	Up from 1.6%	2.9%	2.3%
Attendance rate	95.4%	Up from 95.1%	96.0%	96.3%
Eligible for gifted and talented	2.1%	Down from 2.3%	5.2%	10.4%
With disabilities other than speech	15.5%	Up from 12.5%	8.0%	7.5%
Out-of-school suspensions or expulsions for violent &/or criminal offenses	0.0%	No Change	0.0%	0.0%
Teachers (n=18)				
Teachers with advanced degrees	83.3%	Up from 47.4%	53.9%	56.7%
Continuing contract teachers	72.2%	Up from 57.9%	71.1%	77.3%
Teachers with emergency or provisional certificates	6.3%	Down from 12.5%	0.0%	0.0%
Teachers returning from previous year	82.3%	Up from 75.3%	84.0%	86.4%
Teacher attendance rate	95.7%	Up from 95.6%	94.9%	94.9%
Average teacher salary	\$43,278	Up 0.4%	\$44,118	\$45,345
Classes not taught by highly qualified teachers	0.0%	Down from 28.7%	0.0%	0.0%
School				
Principal's years at school	2.0	Up from 1.0	3.0	4.0
Student-teacher ratio in core subjects	17.4 to 1	Down from 21.5 to 1	16.8 to 1	18.5 to 1
Prime instructional time	90.2%	Up from 89.8%	89.2%	89.8%
Opportunities in the arts	Good	Up from Fair	Good	Good
SACS accreditation	Yes	No Change	Yes	Yes
Character development program	Average	Down from Excellent	Excellent	Excellent
Dollars spent per pupil*	\$6,785	Down 0.7%	\$7,831	\$7,052
Percent of expenditures for instruction*	66.1%	Down from 68.2%	69.1%	69.1%
Percent of expenditures for teacher salaries*	62.5%	Down from 75.0%	62.5%	64.2%
% of AYP objectives met	85.7%		76.2%	85.7%

* Prior year audited financial data available.

EVALUATION RESULTS

	Teachers	Students*	Parents*
Number of surveys returned	22	21	18
Percent satisfied with learning environment	100.0%	95.0%	82.4%
Percent satisfied with social and physical environment	100.0%	85.7%	83.3%
Percent satisfied with school-home relations	100.0%	100.0%	83.3%

*Only students at the highest elementary school grade level at this school and their parents were included.

REPORT OF PRINCIPAL AND SCHOOL IMPROVEMENT COUNCIL

This has been a very happy and successful year here at Cades Hebron Elementary School. We have started a new reading program R.E.A.D the acronym stands for (Reading Evaluating Accessing and Diagnosing). This program was designed to help students analyze the twelve genres of reading. Once students understand and analyze the twelve genres of reading they become excellent readers.

We also helped students to understand RIT Band Instruction as it applies to MAP and PACT data. Students were able to understand exactly how many points they needed to move from one category to another as it applies to PACT i.e. data from basic to proficient. Although the PACT data has not been calculated, we feel from the student's excitement and enthusiasm that our year was successful.

Students at Cades Hebron Elementary are prepared to be confident, competent, and responsible individuals. Our school is organized to ensure that all students have the opportunity to succeed. In addition to the Child Development through 6th grade classes, we serve students in self-contained, special education classes and a class for children grades 1st through 6th with special needs. Character Education is taught as students are expected to demonstrate respect for self and others, take responsibility for their actions, and follow established rules. Service Learning provides opportunities for our students to serve their community. We are fortunate to have a dedicated staff and the support of our parents and community to help our students succeed. Our staff, PTA, School Improvement Council, and other community members work diligently to make sure our school is meeting the needs of our students in a positive, safe, and happy environment. In conclusion we embrace the philosophy of Ruby Payne the author of the book entitled Framework for Understanding Poverty. Ruby stated "No meaningful learning takes place until you first develop a relationship with students".

Levi Keith II
Principal

Comprehensive detail, including definitions of rating, performance criteria, and explanations of status, is available on www.ed.sc.gov and www.eoc.sc.gov as well as school and school district websites.

Printed versions are available from school districts upon request.

Abbreviations Key

N/A Not Applicable N/AV Not Available N/C Not Collected N/R Not Reported I/S Insufficient Sample TBD To be determined

NI Newly Identified CSI Continuing School Improvement CA Corrective Action RP Plan to Restructure R Restructure DELAY School Improvement Status HOLD School Improvement Status