



# SC Annual School Report Card Summary

Greeleyville Elementary  
Williamsburg  
Grades: PK-6  
Principal: Sam Giles  
Superintendent: Ralph C. Fennell, Jr.  
Board Chair: Mr. James Darby

Enrollment: 355

## PERFORMANCE

Comprehensive detail, including definitions of ratings, performance criteria, and explanations of status, is available on [www.ed.sc.gov](http://www.ed.sc.gov) and [www.eoc.sc.gov](http://www.eoc.sc.gov) as well as school and school district websites. Printed versions are available from school districts upon request.

YEAR	ABSOLUTE RATING	GROWTH RATING	PALMETTO GOLD/SILVER AWARD	AYP STATUS	NCLB IMPROVEMENT STATUS
2008	At-Risk	At-Risk	TBD	Not Met	N/A
2007	Below Average	At-Risk	N/A	Met	N/A
2006	Average	At-Risk	N/A	Met	N/A

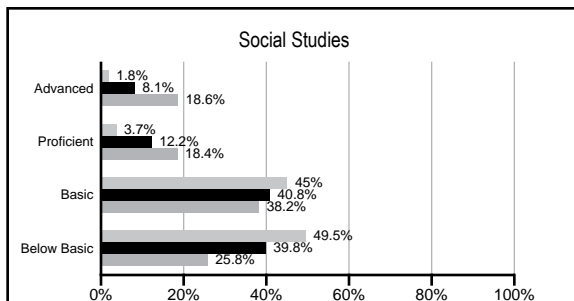
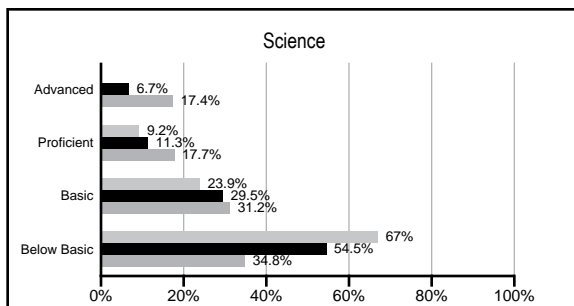
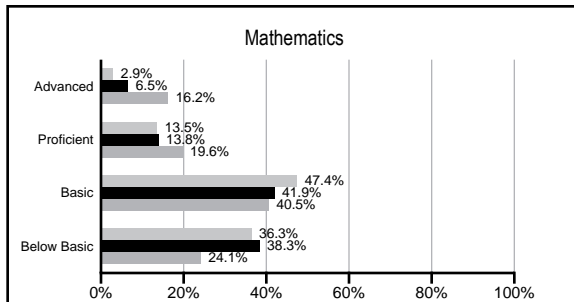
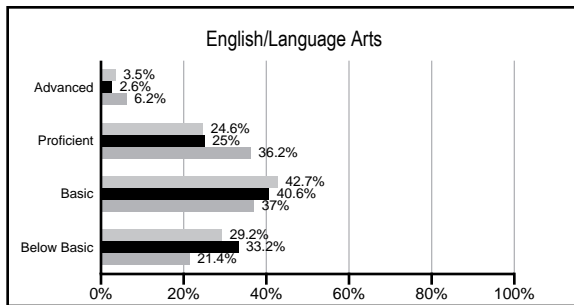
## ABSOLUTE RATINGS OF ELEMENTARY SCHOOLS WITH STUDENTS LIKE OURS\*

EXCELLENT	GOOD	AVERAGE	BELOW AVERAGE	AT-RISK
0	4	7	53	61

\* Ratings are calculated with data available by 02/17/2009. Schools with Students like Ours are Elementary Schools with poverty indices of no more than 5% above or below the index for this school.

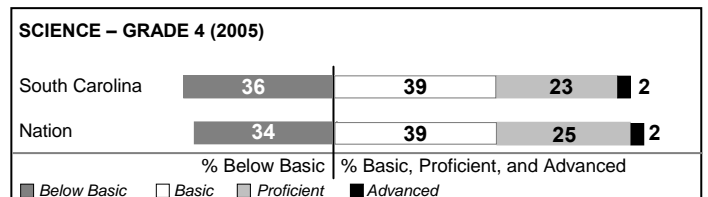
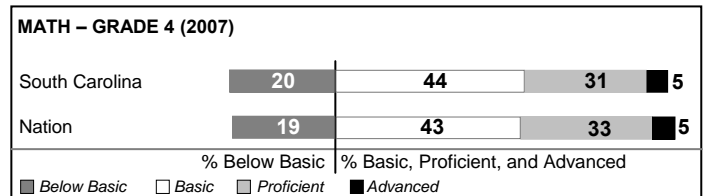

## PACT PERFORMANCE

Our School    Elementary Schools with Students Like Ours    Elementary schools statewide



## NAEP PERFORMANCE\*

\* Performance reported for SC and nation, data not available at school level. Percentages at NAEP Achievement Levels.



## SC PERFORMANCE GOAL

2010 Goal:

By 2010, SC's student achievement will be ranked in the top half of the states nationally. To achieve this goal, we must become one of the fastest improving systems in the country.

2020 Goal: TBD

### Abbreviations Key

N/A Not Applicable N/AV Not Available N/C Not Collected N/R Not Reported I/S Insufficient Sample TBD To be determined  
NI Newly Identified CSI Continuing School Improvement CA Corrective Action RP Plan to Restructure R Restructure DELAY School Improvement Status HOLD School Improvement Status

# Greeleyville Elementary [Williamsburg]

## SCHOOL PROFILE

	Our School	Change from Last Year	Elementary Schools with Students Like Ours	Median Elementary School
<b>Students (n=355)</b>				
Retention rate	3.0%	Down from 6.5%	3.1%	2.3%
Attendance rate	97.5%	Up from 96.7%	96.0%	96.3%
Eligible for gifted and talented	2.2%	Up from 1.5%	2.9%	10.4%
With disabilities other than speech	4.8%	Down from 7.1%	7.7%	7.5%
Out-of-school suspensions or expulsions for violent &/or criminal offenses	0.0%	No Change	0.0%	0.0%
<b>Teachers (n=21)</b>				
Teachers with advanced degrees	52.4%	Up from 36.4%	53.8%	56.7%
Continuing contract teachers	57.1%	Up from 50.0%	69.0%	77.3%
Teachers with emergency or provisional certificates	0.0%	Down from 14.3%	0.0%	0.0%
Teachers returning from previous year	76.7%	Down from 79.2%	82.7%	86.4%
Teacher attendance rate	95.2%	Down from 96.1%	95.0%	94.9%
Average teacher salary	\$40,093	Up 7.0%	\$43,838	\$45,345
Classes not taught by highly qualified teachers	15.9%	Down from 32.0%	1.2%	0.0%
<b>School</b>				
Principal's years at school	1.0	No Change	3.0	4.0
Student-teacher ratio in core subjects	21.4 to 1	Down from 24.1 to 1	16.5 to 1	18.5 to 1
Prime instructional time	91.8%	Up from 90.7%	89.3%	89.8%
Opportunities in the arts	Fair	Up from Poor	Good	Good
SACS accreditation	Yes	No Change	Yes	Yes
Character development program	Excellent	No Change	Excellent	Excellent
Dollars spent per pupil*	\$6,550	Down 0.8%	\$8,189	\$7,052
Percent of expenditures for instruction*	68.7%	Down from 71.3%	68.5%	69.1%
Percent of expenditures for teacher salaries*	64.6%	Down from 65.0%	60.8%	64.2%
% of AYP objectives met	76.9%		69.2%	85.7%

\* Prior year audited financial data available.

## EVALUATION RESULTS

	Teachers	Students*	Parents*
Number of surveys returned	22	42	35
Percent satisfied with learning environment	90.5%	95.0%	88.6%
Percent satisfied with social and physical environment	86.4%	95.0%	85.7%
Percent satisfied with school-home relations	86.4%	100.0%	87.5%

\*Only students at the highest elementary school grade level at this school and their parents were included.

## REPORT OF PRINCIPAL AND SCHOOL IMPROVEMENT COUNCIL

Greeleyville Elementary School has an active School Improvement Council. During the school year of 2007-2008, the council met monthly to plan and discuss issues surrounding the school. Greeleyville Elementary is a community that involves and values the support of parents, business partners, volunteers and community persons. With the responsibility of preparing our children to be successful citizens, true dedication is employed. Realizing that all students can learn, Greeleyville Elementary continues to implement a standard-driven curriculum with research-based initiatives. As we prepare for students for the world of technology, several of our classrooms are equipped with promethean boards which allows students to experience technology at an extensive level.

We also continue to implement the following initiatives: Title I Tutoring, Standards in Practice, Single-Gender, Accelerated Reader, 21st Century After School program, SuccessMaker Lab, Character Development, Positive Behavior program and a very strong Parenting program.

Greeleyville Elementary has a staff that is competent and devoted to the assurance of the success of our children. The following staff development workshops and activities were held this school term: Bump It Up, Positive Behavior Support (PBIS), Grade Level Presentations, Data Analysis, Single-Gender Strategies, Integrating Technology for Effective Lessons, Teachers Coaching Teachers, Title I Overview, PACT Parenting Workshops, and Measures of Academic Progress (MAP) Training.

All the hard work contributed by our staff, parents, business partners, community members and students are the main ingredients that made 2007-2008 a successful school year at GES. "Helping Students to Succeed One Child at a Time" is our motto. This is a collaborative effort to which everyone contributed.

Sam Giles, Principal  
Joanne Edwards, SIC Chairperson

Comprehensive detail, including definitions of rating, performance criteria, and explanations of status, is available on [www.ed.sc.gov](http://www.ed.sc.gov) and [www.eoc.sc.gov](http://www.eoc.sc.gov) as well as school and school district websites.

Printed versions are available from school districts upon request.

### Abbreviations Key

N/A Not Applicable N/AV Not Available N/C Not Collected N/R Not Reported I/S Insufficient Sample TBD To be determined

NI Newly Identified CSI Continuing School Improvement CA Corrective Action RP Plan to Restructure R Restructure DELAY School Improvement Status HOLD School Improvement Status