



SC Annual School Report Card Summary

W M Anderson Primary
 Williamsburg
 Grades: PK-3 Enrollment: 835
 Principal: Dr. Teresa H. Wright
 Superintendent: Ralph C. Fennell, Jr.
 Board Chair: Mr. James Darby

PERFORMANCE

Comprehensive detail, including definitions of ratings, performance criteria, and explanations of status, is available on www.ed.sc.gov and www.eoc.sc.gov as well as school and school district websites. Printed versions are available from school districts upon request.

YEAR	ABSOLUTE RATING	GROWTH RATING	PALMETTO GOLD/SILVER AWARD	AYP STATUS	NCLB IMPROVEMENT STATUS
2008	Good	At-Risk	TBD	Met	N/A
2007	Excellent	At-Risk	Gold	Met	N/A
2006	Excellent	Excellent	N/A	Met	N/A

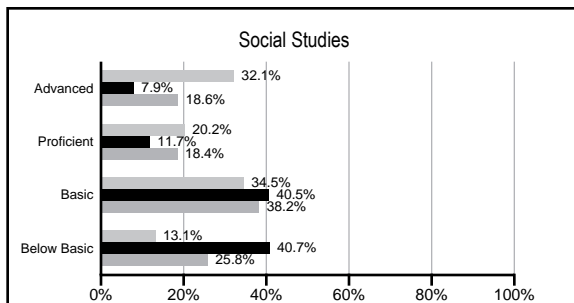
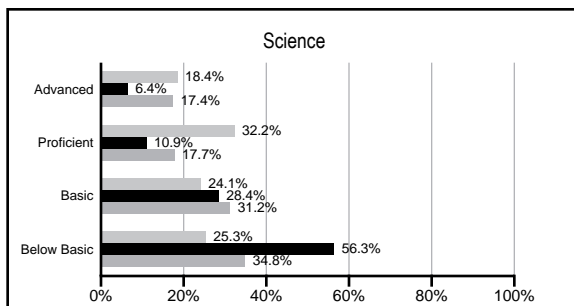
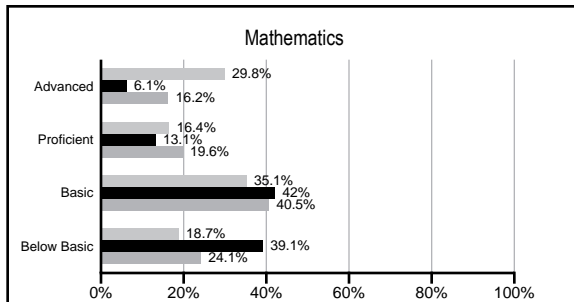
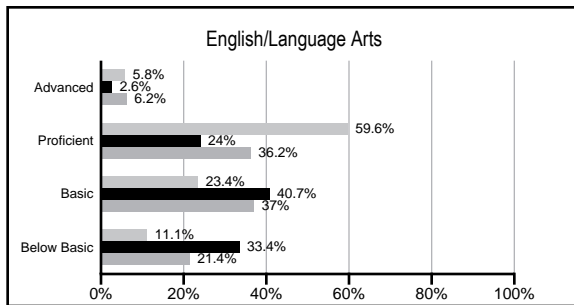
ABSOLUTE RATINGS OF ELEMENTARY SCHOOLS WITH STUDENTS LIKE OURS*

EXCELLENT	GOOD	AVERAGE	BELOW AVERAGE	AT-RISK
0	4	4	34	53

* Ratings are calculated with data available by 02/17/2009. Schools with Students like Ours are Elementary Schools with poverty indices of no more than 5% above or below the index for this school.


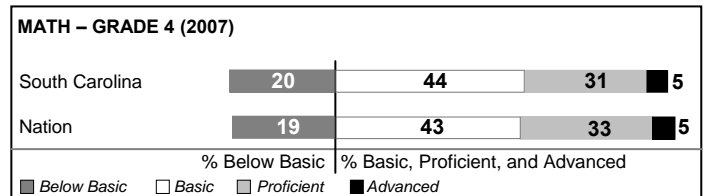
PACT PERFORMANCE

Our School
 Elementary Schools with Students Like Ours
 Elementary schools statewide



NAEP PERFORMANCE*

* Performance reported for SC and nation, data not available at school level. Percentages at NAEP Achievement Levels.



SC PERFORMANCE GOAL

2010 Goal:
 By 2010, SC's student achievement will be ranked in the top half of the states nationally. To achieve this goal, we must become one of the fastest improving systems in the country.

2020 Goal: TBD

Abbreviations Key

N/A Not Applicable N/AV Not Available N/C Not Collected N/R Not Reported I/S Insufficient Sample TBD To be determined
 NI Newly Identified CSI Continuing School Improvement CA Corrective Action RP Plan to Restructure R Restructure DELAY School Improvement Status HOLD School Improvement Status

W M Anderson Primary [Williamsburg]

SCHOOL PROFILE

	Our School	Change from Last Year	Elementary Schools with Students Like Ours	Median Elementary School
Students (n=835)				
Retention rate	6.0%	Up from 5.3%	3.1%	2.3%
Attendance rate	97.2%	Up from 97.1%	96.0%	96.3%
Eligible for gifted and talented	0.0%	Down from 0.7%	2.7%	10.4%
With disabilities other than speech	4.5%	Down from 4.8%	7.6%	7.5%
Out-of-school suspensions or expulsions for violent &/or criminal offenses	0.0%	No Change	0.0%	0.0%
Teachers (n=41)				
Teachers with advanced degrees	39.0%	Down from 45.7%	53.3%	56.7%
Continuing contract teachers	75.6%	Up from 67.4%	66.7%	77.3%
Teachers with emergency or provisional certificates	3.1%	Up from 0.0%	0.0%	0.0%
Teachers returning from previous year	79.7%	Down from 83.1%	82.6%	86.4%
Teacher attendance rate	92.8%	Down from 96.0%	94.8%	94.9%
Average teacher salary	\$40,185	Down 0.4%	\$43,635	\$45,345
Classes not taught by highly qualified teachers	22.3%	Up from 21.8%	1.2%	0.0%
School				
Principal's years at school	3.0	No Change	3.0	4.0
Student-teacher ratio in core subjects	22.2 to 1	Up from 18.7 to 1	16.4 to 1	18.5 to 1
Prime instructional time	88.8%	Down from 91.0%	89.2%	89.8%
Opportunities in the arts	Good	No Change	Good	Good
SACS accreditation	Yes	No Change	Yes	Yes
Character development program	Excellent	No Change	Excellent	Excellent
Dollars spent per pupil*	\$5,646	Up 0.5%	\$8,217	\$7,052
Percent of expenditures for instruction*	72.5%	Up from 70.1%	68.4%	69.1%
Percent of expenditures for teacher salaries*	69.3%	Up from 67.0%	60.5%	64.2%
% of AYP objectives met	100.0%		66.7%	85.7%

* Prior year audited financial data available.

EVALUATION RESULTS

	Teachers	Students*	Parents*
Number of surveys returned	45	157	60
Percent satisfied with learning environment	100.0%	87.6%	86.4%
Percent satisfied with social and physical environment	93.3%	83.0%	83.3%
Percent satisfied with school-home relations	84.1%	86.4%	78.0%

*Only students at the highest elementary school grade level at this school and their parents were included.

REPORT OF PRINCIPAL AND SCHOOL IMPROVEMENT COUNCIL

W. M. Anderson Primary school is an award winning rural school that has fostered the attitude in its stakeholders that we can achieve phenomenal academic success if we continue to work together as a unit to develop our children academically, socially, and physically—we must always strive to develop the whole child.

Our working theme for the past year has been Performance at 212 Degrees. For 2008, we are going to continue with that theme and kick it up a notch by putting more emphasis on making the instruction more relevant to the child and his/her role in society. We aim to produce lifelong learners who are articulate in their communication, creative in solving problems, and productive in terms of their work performance. We are going to utilize every resource available to us to make this happen because we know and understand that, "It's Not About Us, It's About The Children!"

The 2008 year marks the beginning of teacher restructuring within our school. For more than 15 years, W. M. Anderson Primary has had the good fortune to keep its teaching staff intact. However, many of the teachers have now reached the retirement age and are going home to continue their celebration of excellence. As the leader of the school, it will be my responsibility to continue to provide the guidance and support to the new teachers so that they too will become team players and true ambassadors of education for all children.

The faculty and staff of W. M. Anderson Primary would like to thank the various businesses (Williamsburg First National Bank; Anderson Brothers Bank; The Bank of Greeleyville; Pepsi of Kingstree; Wal-Mart of Lake City; Piggly Wiggly of Kingstree; Bi-Lo of Kingstree, etc), the PTA; School Improvement Council; County Councilman W. B. Wilson; Senator Yancy McGill; and most importantly our parents for the superior support that they provide to ensure our legacy of excellence for all children.

Dr. Teresa H. Wright
Principal

Comprehensive detail, including definitions of rating, performance criteria, and explanations of status, is available on www.ed.sc.gov and www.eoc.sc.gov as well as school and school district websites.

Printed versions are available from school districts upon request.

Abbreviations Key

N/A Not Applicable N/AV Not Available N/C Not Collected N/R Not Reported I/S Insufficient Sample TBD To be determined

NI Newly Identified CSI Continuing School Improvement CA Corrective Action RP Plan to Restructure R Restructure DELAY School Improvement Status HOLD School Improvement Status