



SC Annual School Report Card Summary

D P Cooper Elementary
Williamsburg

Grades: PK-6

Enrollment: 183

Principal: Dr. Kerry D. Singleton

Superintendent: Ralph C. Fennell, Jr.

Board Chair: Mr. James Darby

PERFORMANCE

Comprehensive detail, including definitions of ratings, performance criteria, and explanations of status, is available on www.ed.sc.gov and www.eoc.sc.gov as well as school and school district websites. Printed versions are available from school districts upon request.

YEAR	ABSOLUTE RATING	GROWTH RATING	PALMETTO GOLD/SILVER AWARD	AYP STATUS	NCLB IMPROVEMENT STATUS
2008	At-Risk	At-Risk	TBD	Not Met	N/A
2007	Below Average	At-Risk	N/A	Not Met	N/A
2006	Below Average	At-Risk	Silver	Met	N/A

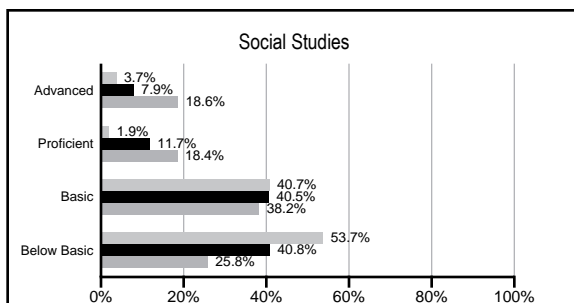
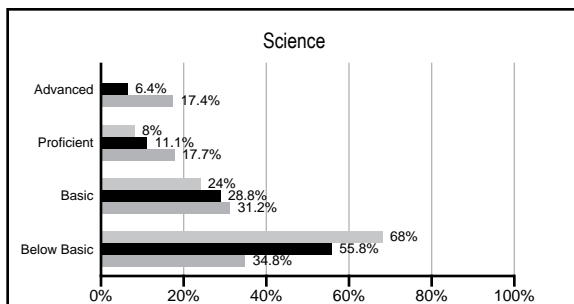
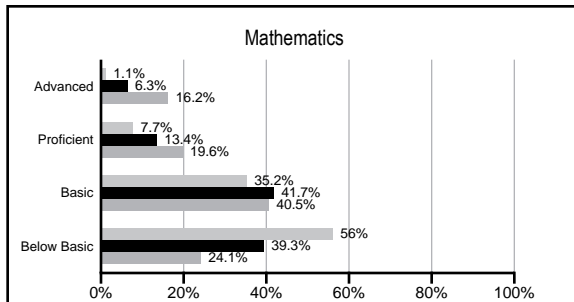
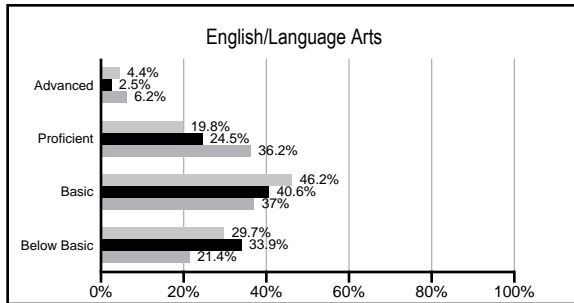
ABSOLUTE RATINGS OF ELEMENTARY SCHOOLS WITH STUDENTS LIKE OURS*

EXCELLENT	GOOD	AVERAGE	BELOW AVERAGE	AT-RISK
0	4	5	46	62

* Ratings are calculated with data available by 02/17/2009. Schools with Students like Ours are Elementary Schools with poverty indices of no more than 5% above or below the index for this school.

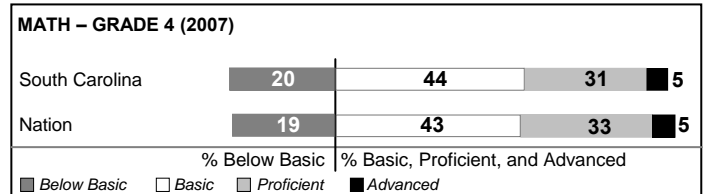
PACT PERFORMANCE

Our School
 Elementary Schools with Students Like Ours
 Elementary schools statewide



NAEP PERFORMANCE*

* Performance reported for SC and nation, data not available at school level. Percentages at NAEP Achievement Levels.



SC PERFORMANCE GOAL

2010 Goal:

By 2010, SC's student achievement will be ranked in the top half of the states nationally. To achieve this goal, we must become one of the fastest improving systems in the country.

2020 Goal: TBD

Abbreviations Key

N/A Not Applicable N/AV Not Available N/C Not Collected N/R Not Reported I/S Insufficient Sample TBD To be determined
NI Newly Identified CSI Continuing School Improvement CA Corrective Action RP Plan to Restructure R Restructure DELAY School Improvement Status HOLD School Improvement Status

D P Cooper Elementary [Williamsburg]

SCHOOL PROFILE

	Our School	Change from Last Year	Elementary Schools with Students Like Ours	Median Elementary School
Students (n=183)				
Retention rate	3.0%	Down from 3.9%	3.1%	2.3%
Attendance rate	97.4%	Down from 97.6%	96.0%	96.3%
Eligible for gifted and talented	2.1%	No Change	2.8%	10.4%
With disabilities other than speech	11.8%	Up from 8.9%	7.8%	7.5%
Out-of-school suspensions or expulsions for violent &/or criminal offenses	0.0%	No Change	0.0%	0.0%
Teachers (n=11)				
Teachers with advanced degrees	45.5%	Down from 58.3%	53.7%	56.7%
Continuing contract teachers	54.5%	Down from 58.3%	68.9%	77.3%
Teachers with emergency or provisional certificates	20.0%	Down from 27.3%	0.0%	0.0%
Teachers returning from previous year	70.9%	Up from 68.7%	82.6%	86.4%
Teacher attendance rate	96.4%	Up from 91.9%	95.0%	94.9%
Average teacher salary	\$41,453	Down 0%	\$43,838	\$45,345
Classes not taught by highly qualified teachers	5.1%	Down from 7.7%	1.0%	0.0%
School				
Principal's years at school	1.0	Down from 2.0	3.0	4.0
Student-teacher ratio in core subjects	21.3 to 1	Down from 24.1 to 1	16.5 to 1	18.5 to 1
Prime instructional time	91.6%	Up from 86.0%	89.3%	89.8%
Opportunities in the arts	Good	No Change	Good	Good
SACS accreditation	Yes	No Change	Yes	Yes
Character development program	Excellent	Up from Average	Excellent	Excellent
Dollars spent per pupil*	\$9,089	Down 0.4%	\$8,206	\$7,052
Percent of expenditures for instruction*	59.3%	Down from 61.3%	68.5%	69.1%
Percent of expenditures for teacher salaries*	49.7%	Down from 54.0%	60.7%	64.2%
% of AYP objectives met	76.9%		69.2%	85.7%

* Prior year audited financial data available.

EVALUATION RESULTS

	Teachers	Students*	Parents*
Number of surveys returned	18	33	18
Percent satisfied with learning environment	94.4%	93.9%	82.4%
Percent satisfied with social and physical environment	100.0%	60.6%	76.5%
Percent satisfied with school-home relations	83.3%	78.8%	75.0%

*Only students at the highest elementary school grade level at this school and their parents were included.

REPORT OF PRINCIPAL AND SCHOOL IMPROVEMENT COUNCIL

D. P. Cooper Elementary School is located in the Blakely Community in Williamsburg County. Presently, our school houses students in grades Child Development through Sixth grade.

The 2007 – 2008 school year was a year of academic success for D. P. Cooper Elementary School, home of the "Learning Lions!" "Failure Is Not An Option!" is our school's motto. Our three targeted goals for the 2007 – 2008 school year were: to increase student achievement by showing significant gain on the Palmetto Academic Challenge Test, to meet Annual Yearly Progress, and to increase overall school morale.

Our dedicated faculty and staff members use various approaches to enhance learning and meet the needs of every student such as differentiated instruction, Success Maker computer lab, Save the Children After School Literacy Program, Reading Counts Reading Program, Accelerated Reader Reading Program, promethean boards, Reading Recovery, cooperative learning, and computer-based instruction.

D. P. Cooper Elementary School used data such as MAP, which allow teachers to effectively plan and target each student's academic need. Our school was very fortunate to have a committed P.T.A., S.I.C., local churches and businesses to assist in fundraising projects and the decision-making process. Throughout the school year faculty and staff members participate in professional development opportunities, workshops, conferences, and trainings to improve their competency.

During the 2007 – 2008 school year, D. P. Cooper Elementary School initiated and retained several student centered organizations such as the Marching Lions Band, Reading Club, Lions Chorus, National Junior Beta Club, Concert Band, Student Council, D.P.C. Steppers, D. P. C. Football Team, and the Angels' Club.

The students at D. P. Cooper Elementary School enjoyed educational activities throughout the school year, including homecoming, PACT pep rally, holiday programs, family literacy nights, field trips, spelling bee, oratorical contest, PACT dance, parades, Special Olympics, science fair, PACT Family Explosion Field Day, and Mr. and Miss D. P. Cooper Elementary School pageant.

Throughout the years, D. P. Cooper Elementary School received numerous awards such as meeting AYP, remaining accredited by the Southern Association of Colleges and Schools and receiving the Palmetto Silver award for three consecutive years. D. P. Cooper Elementary School, a standards driven institution of effectiveness, is committed to excellence and overall organizational success!

Kerry D. Singleton, Ed.D., Principal
Paul Nesmith, Jr., S.I.C. Chairperson

Comprehensive detail, including definitions of rating, performance criteria, and explanations of status, is available on www.ed.sc.gov and www.eoc.sc.gov as well as school and school district websites.

Printed versions are available from school districts upon request.

Abbreviations Key

N/A Not Applicable N/AV Not Available N/C Not Collected N/R Not Reported I/S Insufficient Sample TBD To be determined
NI Newly Identified CSI Continuing School Improvement CA Corrective Action RP Plan to Restructure R Restructure DELAY School Improvement Status HOLD School Improvement Status