



SC Annual School Report Card Summary

Kingsbury Elementary
Sumter 17
Grades: PK-5 Enrollment: 664
Principal: Phillip W. Jackson
Superintendent: Zona Jefferson, PhD
Board Chair: Ms. Jo R. White

PERFORMANCE

Comprehensive detail, including definitions of ratings, performance criteria, and explanations of status, is available on www.ed.sc.gov and www.eoc.sc.gov as well as school and school district websites. Printed versions are available from school districts upon request.

YEAR	ABSOLUTE RATING	GROWTH RATING	PALMETTO GOLD/SILVER AWARD	AYP STATUS	NCLB IMPROVEMENT STATUS
2008	Average	Below Average	TBD	Not Met	N/A
2007	Average	Below Average	N/A	Met	N/A
2006	Average	At-Risk	N/A	Met	N/A

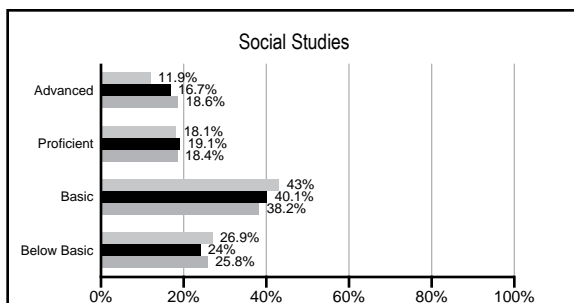
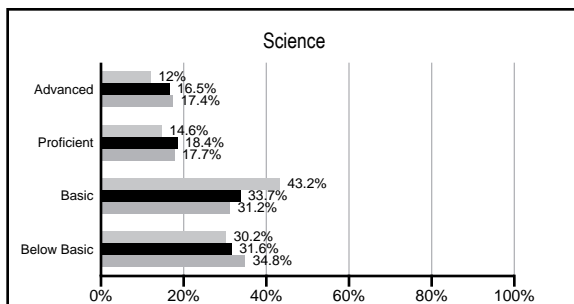
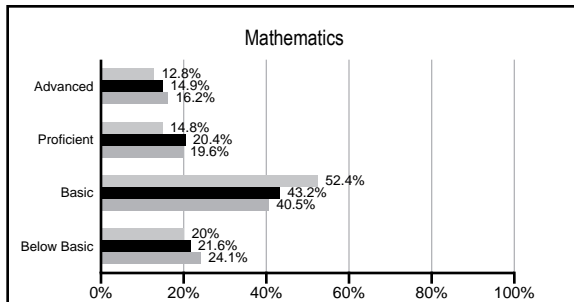
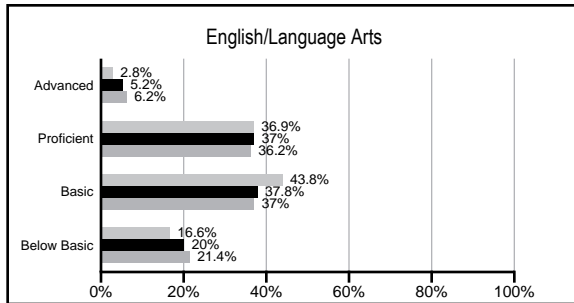
ABSOLUTE RATINGS OF ELEMENTARY SCHOOLS WITH STUDENTS LIKE OURS*

EXCELLENT	GOOD	AVERAGE	BELOW AVERAGE	AT-RISK
0	8	62	23	1

* Ratings are calculated with data available by 02/17/2009. Schools with Students like Ours are Elementary Schools with poverty indices of no more than 5% above or below the index for this school.

PACT PERFORMANCE

Our School
 Elementary Schools with Students Like Ours
 Elementary schools statewide



NAEP PERFORMANCE*

* Performance reported for SC and nation, data not available at school level. Percentages at NAEP Achievement Levels.



SC PERFORMANCE GOAL

2010 Goal:
By 2010, SC's student achievement will be ranked in the top half of the states nationally. To achieve this goal, we must become one of the fastest improving systems in the country.

2020 Goal: TBD

Abbreviations Key

N/A Not Applicable N/AV Not Available N/C Not Collected N/R Not Reported I/S Insufficient Sample TBD To be determined
 NI Newly Identified CSI Continuing School Improvement CA Corrective Action RP Plan to Restructure R Restructure DELAY School Improvement Status HOLD School Improvement Status

Kingsbury Elementary [Sumter 17]

SCHOOL PROFILE

	Our School	Change from Last Year	Elementary Schools with Students Like Ours	Median Elementary School
Students (n=664)				
Retention rate	2.6%	Down from 2.8%	2.4%	2.3%
Attendance rate	96.8%	Up from 96.5%	96.3%	96.3%
Eligible for gifted and talented	6.5%	Up from 6.0%	10.8%	10.4%
With disabilities other than speech	7.7%	No Change	8.7%	7.5%
Out-of-school suspensions or expulsions for violent &/or criminal offenses	0.0%	No Change	0.0%	0.0%
Teachers (n=50)				
Teachers with advanced degrees	66.0%	Up from 60.4%	57.7%	56.7%
Continuing contract teachers	86.0%	Down from 89.6%	80.5%	77.3%
Teachers with emergency or provisional certificates	0.0%	No Change	0.0%	0.0%
Teachers returning from previous year	93.2%	Up from 88.7%	87.8%	86.4%
Teacher attendance rate	93.7%	Down from 95.3%	95.0%	94.9%
Average teacher salary	\$44,487	Up 6.2%	\$45,465	\$45,345
Classes not taught by highly qualified teachers	2.6%	Up from 0.0%	0.0%	0.0%
School				
Principal's years at school	1.0	Down from 2.0	4.0	4.0
Student-teacher ratio in core subjects	17.1 to 1	Up from 15.0 to 1	18.5 to 1	18.5 to 1
Prime instructional time	89.2%	Down from 90.9%	89.8%	89.8%
Opportunities in the arts	Good	Up from Fair	Good	Good
SACS accreditation	Yes	No Change	Yes	Yes
Character development program	Excellent	No Change	Excellent	Excellent
Dollars spent per pupil*	\$7,165	Up 5.9%	\$6,887	\$7,052
Percent of expenditures for instruction*	72.9%	Up from 71.6%	68.9%	69.1%
Percent of expenditures for teacher salaries*	67.6%	Up from 66.8%	64.9%	64.2%
% of AYP objectives met	88.2%		88.2%	85.7%

* Prior year audited financial data available.

EVALUATION RESULTS

	Teachers	Students*	Parents*
Number of surveys returned	34	84	50
Percent satisfied with learning environment	93.9%	95.1%	92.0%
Percent satisfied with social and physical environment	100.0%	88.9%	92.0%
Percent satisfied with school-home relations	72.7%	85.2%	82.0%

*Only students at the highest elementary school grade level at this school and their parents were included.

REPORT OF PRINCIPAL AND SCHOOL IMPROVEMENT COUNCIL

Kingsbury Elementary School's administrative staff and faculty continue to strive to make Kingsbury a great learning community and a family-oriented school. We are blessed with a beautiful school facility with competent and caring teachers, hard-working students, and supportive and involved parents. In 2007, our school was the recipient of the S.C. Red Carpet Award for creating a family-friendly environment and providing excellent customer service. These qualities make Kingsbury a special learning community for our students.

The 2007-2008 school year was a very rewarding one as Kingsbury successfully implemented the magnet school for inquiry. This is a student-centered active learning approach focusing on questioning, critical thinking and problem solving. We at Kingsbury believe in the concept "involve me and I'll understand" and are excited about the positive results of this program.

Several programs implemented by the faculty in the past that were effective will be continued. The Reading Renaissance and STAR Reading programs that encourage students to read independently at their level will be continued. Reading Recovery and Literacy lab will remain available to first grade students. Read 180 is being continued for the fourth and fifth grade to assist those students who may be struggling in reading and writing. The science lab teacher continues to assist with the math curriculum by incorporating math and science standards to give additional support to the classroom teacher. In 2007, an outdoor nature center was developed which offers students many rich and diverse hands on learning experiences. We have a 100% highly qualified staff.

Kingsbury's students traditionally perform well on the Palmetto Achievement Challenge Test (PACT). In 2007, our school met Adequate Yearly Progress (AYP) for the fourth consecutive year. Teachers continue to work with students to improve the PACT scores with after-school tutorial sessions and through small groups based on Measures of Academic Progress (MAP) testing. In 2007, Classworks Computer Software was added to our program. This individualized program enhances student achievement in the areas of Reading and Mathematics and has led to improved performance on standardized testing.

Kingsbury's students continue to be involved in service learning projects. Last year, we participated in the Salvation Army's food drive, a weekly recycling project, Jump Rope for Heart, Pennies for Patients and we partnered with Food Lion to provide toys for needy children.

Cindy Norman, School Improvement Council Chair and Phillip W. Jackson, Principal

Comprehensive detail, including definitions of rating, performance criteria, and explanations of status, is available on www.ed.sc.gov and www.eoc.sc.gov as well as school and school district websites.

Printed versions are available from school districts upon request.

Abbreviations Key

N/A Not Applicable N/AV Not Available N/C Not Collected N/R Not Reported I/S Insufficient Sample TBD To be determined
 NI Newly Identified CSI Continuing School Improvement CA Corrective Action RP Plan to Restructure R Restructure DELAY School Improvement Status HOLD School Improvement Status