



SC Annual School Report Card Summary

Willow Drive Elementary
Sumter 17

Grades: PK-5

Enrollment: 595

Principal: Dr. Melissa O'Connor

Superintendent: Zona Jefferson, PhD

Board Chair: Ms. Jo R. White

PERFORMANCE

Comprehensive detail, including definitions of ratings, performance criteria, and explanations of status, is available on www.ed.sc.gov and www.eoc.sc.gov as well as school and school district websites. Printed versions are available from school districts upon request.

YEAR	ABSOLUTE RATING	GROWTH RATING	PALMETTO GOLD/SILVER AWARD	AYP STATUS	NCLB IMPROVEMENT STATUS
2008	Below Average	Below Average	TBD	Not Met	CA
2007	Average	At-Risk	N/A	Met	CSI-DELAY
2006	Average	At-Risk	N/A	Not Met	CSI

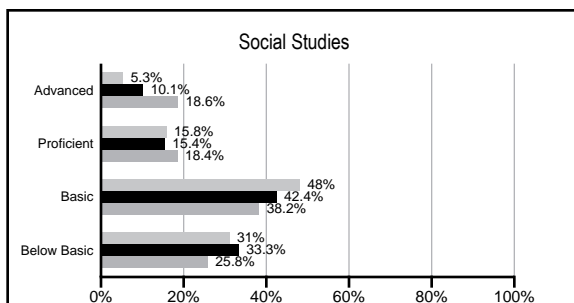
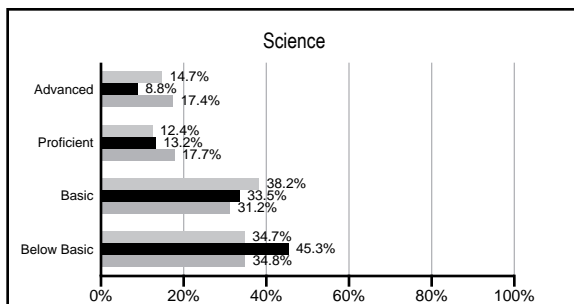
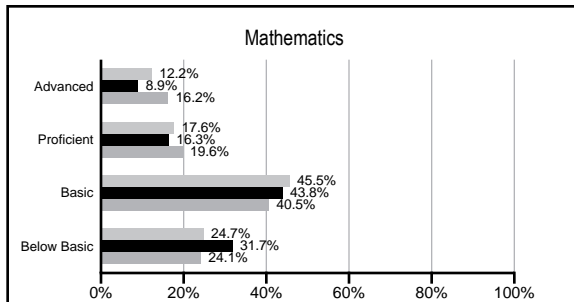
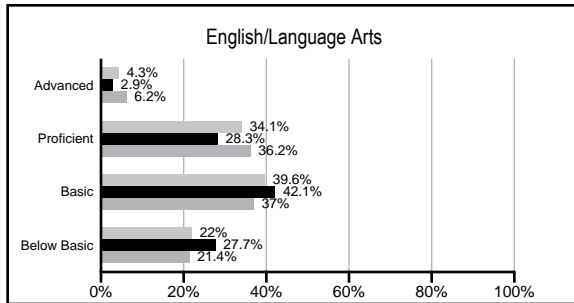
ABSOLUTE RATINGS OF ELEMENTARY SCHOOLS WITH STUDENTS LIKE OURS*

EXCELLENT	GOOD	AVERAGE	BELOW AVERAGE	AT-RISK
0	0	20	63	16

* Ratings are calculated with data available by 02/17/2009. Schools with Students like Ours are Elementary Schools with poverty indices of no more than 5% above or below the index for this school.

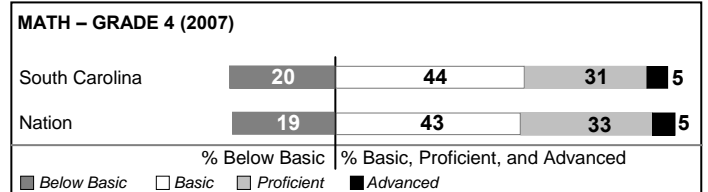
PACT PERFORMANCE

Our School
 Elementary Schools with Students Like Ours
 Elementary schools statewide



NAEP PERFORMANCE*

* Performance reported for SC and nation, data not available at school level. Percentages at NAEP Achievement Levels.



SC PERFORMANCE GOAL

2010 Goal:

By 2010, SC's student achievement will be ranked in the top half of the states nationally. To achieve this goal, we must become one of the fastest improving systems in the country.

2020 Goal: TBD

Abbreviations Key

N/A Not Applicable N/AV Not Available N/C Not Collected N/R Not Reported I/S Insufficient Sample TBD To be determined

NI Newly Identified CSI Continuing School Improvement CA Corrective Action RP Plan to Restructure R Restructure DELAY School Improvement Status HOLD School Improvement Status

Willow Drive Elementary [Sumter 17]

SCHOOL PROFILE

	Our School	Change from Last Year	Elementary Schools with Students Like Ours	Median Elementary School
Students (n=595)				
Retention rate	2.7%	Down from 3.9%	3.0%	2.3%
Attendance rate	96.0%	Down from 96.3%	96.0%	96.3%
Eligible for gifted and talented	6.2%	Down from 8.3%	6.2%	10.4%
With disabilities other than speech	7.4%	Up from 7.1%	8.4%	7.5%
Out-of-school suspensions or expulsions for violent &/or criminal offenses	0.0%	No Change	0.0%	0.0%
Teachers (n=48)				
Teachers with advanced degrees	54.2%	Up from 41.3%	54.2%	56.7%
Continuing contract teachers	81.3%	Down from 91.3%	71.9%	77.3%
Teachers with emergency or provisional certificates	4.3%	Up from 0.0%	0.0%	0.0%
Teachers returning from previous year	91.7%	Up from 88.9%	85.1%	86.4%
Teacher attendance rate	94.6%	Down from 95.2%	94.8%	94.9%
Average teacher salary	\$46,296	Up 3.3%	\$44,314	\$45,345
Classes not taught by highly qualified teachers	0.0%	No Change	0.0%	0.0%
School				
Principal's years at school	0.0	Down from 6.0	4.0	4.0
Student-teacher ratio in core subjects	19.0 to 1	Up from 13.6 to 1	17.4 to 1	18.5 to 1
Prime instructional time	89.1%	Down from 90.1%	88.9%	89.8%
Opportunities in the arts	Good	No Change	Good	Good
SACS accreditation	Yes	No Change	Yes	Yes
Character development program	Excellent	No Change	Excellent	Excellent
Dollars spent per pupil*	\$7,257	Up 3.4%	\$7,684	\$7,052
Percent of expenditures for instruction*	73.3%	Down from 73.5%	69.1%	69.1%
Percent of expenditures for teacher salaries*	67.3%	Down from 70.1%	62.9%	64.2%
% of AYP objectives met	89.5%		76.5%	85.7%

* Prior year audited financial data available.

EVALUATION RESULTS

	Teachers	Students*	Parents*
Number of surveys returned	41	85	49
Percent satisfied with learning environment	95.1%	88.1%	71.7%
Percent satisfied with social and physical environment	90.2%	89.3%	75.5%
Percent satisfied with school-home relations	65.9%	84.5%	74.5%

*Only students at the highest elementary school grade level at this school and their parents were included.

REPORT OF PRINCIPAL AND SCHOOL IMPROVEMENT COUNCIL

Willow Drive Elementary is known as a friendly, neighborhood school. Most of our students live within walking distance, and we strive to create a warm, family-like atmosphere for our students, parents, and staff members. Many parent involvement opportunities are implemented throughout the school year. Teachers work collaboratively with parents to ensure that all children have a positive learning experience.

Willow Drive School serves primarily a lower income population with 75-85% of our students qualifying for free or reduced priced meals. We also have a rather transient population as approximately 30% of our students transfer on a yearly basis. In spite of these challenges, we have been fortunate to experience significant improvement in our goals of increasing student achievement and improving student discipline.

Some of the steps that were taken to accomplish this include correlating our curriculum with the state standards, participation in on-going professional development, reducing class size in all grades, Reading Recovery for at-risk first graders, small group reading, the Read 180 program, inclusion challenge classes, and a variety of parent involvement activities. We also involve our students in community service projects such as Jump Rope for Heart, Salvation Army Canned Food Drive, Christmas Cards for Shaw, Pennies for Patients, March of Dimes, and more.

We are also proud to have the Science Connections Magnet program at our school. The magnet program is offered to all district students who meet the criteria and are selected for the program. The program emphasizes science throughout all of the content areas. The University of South Carolina professors have partnered with our school to enhance the science instruction for our students.

In addition, Willow Drive Elementary School has been awarded numerous grants for improvements to our facility. We received a grant and many donations to create a beautiful learning garden in one of our courtyards. In addition, the Sumter County Family Lifestyles awarded us a grant for creating a recreational park on our playground area. Due to close proximity, the YMCA has partnered with our school to enhance after school programs. In closing, be assured the faculty and staff are dedicated to the mission of educating all children to their highest potential at Willow Drive Elementary.

Dr. Melissa O'Connor
Principal

Comprehensive detail, including definitions of rating, performance criteria, and explanations of status, is available on www.ed.sc.gov and www.eoc.sc.gov as well as school and school district websites.

Printed versions are available from school districts upon request.

Abbreviations Key

N/A Not Applicable N/AV Not Available N/C Not Collected N/R Not Reported I/S Insufficient Sample TBD To be determined
NI Newly Identified CSI Continuing School Improvement CA Corrective Action RP Plan to Restructure R Restructure DELAY School Improvement Status HOLD School Improvement Status