



SC Annual School Report Card Summary

Wilder Elementary
 Sumter 17
 Grades: PK-5 Enrollment: 536
 Principal: Maria Newton-Ta'Bon
 Superintendent: Zona Jefferson, PhD
 Board Chair: Ms. Jo R. White

PERFORMANCE

Comprehensive detail, including definitions of ratings, performance criteria, and explanations of status, is available on www.ed.sc.gov and www.eoc.sc.gov as well as school and school district websites. Printed versions are available from school districts upon request.

YEAR	ABSOLUTE RATING	GROWTH RATING	PALMETTO GOLD/SILVER AWARD	AYP STATUS	NCLB IMPROVEMENT STATUS
2008	Average	Good	TBD	Not Met	N/A
2007	Average	Below Average	N/A	Met	N/A
2006	Average	At-Risk	N/A	Met	N/A

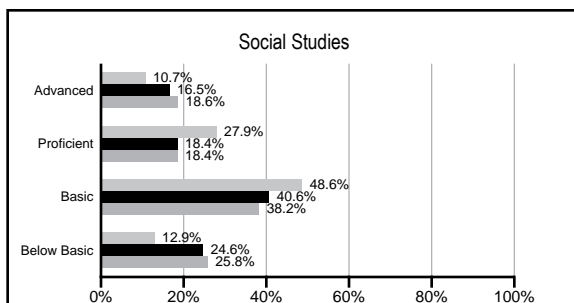
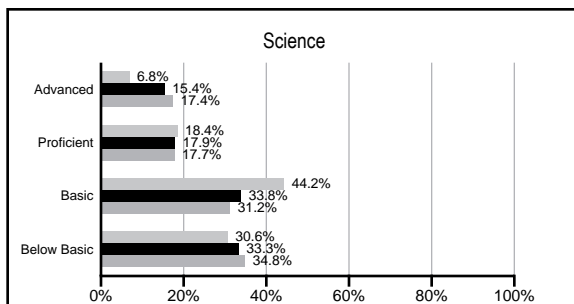
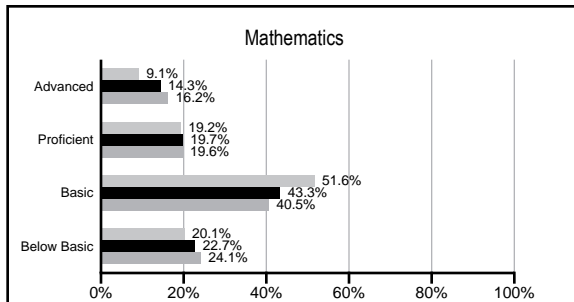
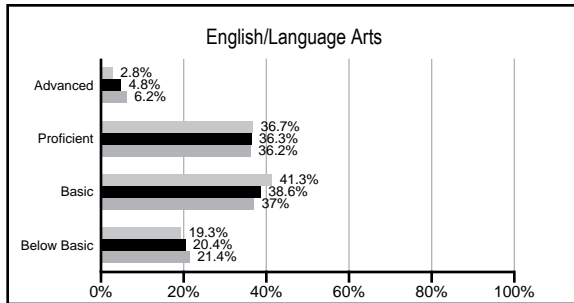
ABSOLUTE RATINGS OF ELEMENTARY SCHOOLS WITH STUDENTS LIKE OURS*

EXCELLENT	GOOD	AVERAGE	BELOW AVERAGE	AT-RISK
0	7	53	30	0

* Ratings are calculated with data available by 02/17/2009. Schools with Students like Ours are Elementary Schools with poverty indices of no more than 5% above or below the index for this school.

PACT PERFORMANCE

Our School
 Elementary Schools with Students Like Ours
 Elementary schools statewide



NAEP PERFORMANCE*

* Performance reported for SC and nation, data not available at school level. Percentages at NAEP Achievement Levels.



SC PERFORMANCE GOAL

2010 Goal:
 By 2010, SC's student achievement will be ranked in the top half of the states nationally. To achieve this goal, we must become one of the fastest improving systems in the country.

2020 Goal: TBD

Abbreviations Key

N/A Not Applicable N/AV Not Available N/C Not Collected N/R Not Reported I/S Insufficient Sample TBD To be determined
 NI Newly Identified CSI Continuing School Improvement CA Corrective Action RP Plan to Restructure R Restructure DELAY School Improvement Status HOLD School Improvement Status

Wilder Elementary [Sumter 17]

SCHOOL PROFILE

	Our School	Change from Last Year	Elementary Schools with Students Like Ours	Median Elementary School
Students (n=536)				
Retention rate	6.2%	Up from 3.8%	2.6%	2.3%
Attendance rate	96.6%	Down from 97.1%	96.3%	96.3%
Eligible for gifted and talented	5.9%	Down from 10.4%	10.5%	10.4%
With disabilities other than speech	10.5%	Up from 8.4%	8.7%	7.5%
Out-of-school suspensions or expulsions for violent &/or criminal offenses	0.0%	Down from 1.5%	0.0%	0.0%
Teachers (n=39)				
Teachers with advanced degrees	56.4%	Down from 59.0%	57.9%	56.7%
Continuing contract teachers	69.2%	Down from 74.4%	80.5%	77.3%
Teachers with emergency or provisional certificates	9.1%	Up from 6.5%	0.0%	0.0%
Teachers returning from previous year	88.5%	Up from 87.0%	87.8%	86.4%
Teacher attendance rate	89.0%	Down from 93.9%	94.9%	94.9%
Average teacher salary	\$43,352	Up 5.7%	\$45,421	\$45,345
Classes not taught by highly qualified teachers	0.0%	No Change	0.0%	0.0%
School				
Principal's years at school	5.0	Up from 4.0	4.0	4.0
Student-teacher ratio in core subjects	18.2 to 1	Up from 14.9 to 1	18.5 to 1	18.5 to 1
Prime instructional time	84.7%	Down from 90.5%	89.7%	89.8%
Opportunities in the arts	Good	No Change	Good	Good
SACS accreditation	Yes	No Change	Yes	Yes
Character development program	Good	Down from Excellent	Excellent	Excellent
Dollars spent per pupil*	\$7,268	Up 15.1%	\$6,893	\$7,052
Percent of expenditures for instruction*	68.8%	Down from 69.5%	68.9%	69.1%
Percent of expenditures for teacher salaries*	60.9%	Down from 64.1%	64.9%	64.2%
% of AYP objectives met	89.5%		88.2%	85.7%

* Prior year audited financial data available.

EVALUATION RESULTS

	Teachers	Students*	Parents*
Number of surveys returned	39	69	64
Percent satisfied with learning environment	92.3%	89.7%	96.7%
Percent satisfied with social and physical environment	94.9%	91.3%	96.8%
Percent satisfied with school-home relations	76.3%	85.5%	93.5%

*Only students at the highest elementary school grade level at this school and their parents were included.

REPORT OF PRINCIPAL AND SCHOOL IMPROVEMENT COUNCIL

In our effort to improve student achievement, the instructional focus for the 2007-2008 school year was to increase scores of Basic, Proficient, or Advanced in ELA and Mathematics through the implementation of Classworks and Differentiated Instruction. Our Reading Recovery teachers were instrumental in assisting and sharing best practice strategies with our Kindergarten and second grade teachers. The Literacy Spot criteria was used in the classroom as a guideline for providing our students with literacy tools. Our teachers actively participated in district and school-sponsored staff development as well as attended conferences.

Our School Improvement Council (SIC) and Parent Teacher Association (PTA) teamed up and provided monthly family meetings which gave parents and students opportunities to become actively involved in our school programs. Because of the joint effort of SIC and PTA our parent volunteer program grew tremendously. Parents volunteered for field trips as well as assisted teachers on a consistent basis in the classroom. One key "best practice" that we piloted this year was the single-gender initiative for our fifth graders. Students, teachers and parents alike found the single-gender initiative to be one which lifted barriers for both girls and boys. We also continued with our inclusion program which assisted in the social and academic growth and development of both special needs students as well as general education students. Members of the community were involved in such activities as Heritage Night, Career Day, American Education Week, Red Ribbon Week, Children's Book Week and Field Day. The SIC sponsored a Back To School Bash and the One Hundredth Day Celebration which featured over 170 men for lunch.

Wilder students are provided opportunities to be well-rounded through the various extra-curricular activities offered by teachers. Clubs such as student council, first priority, drum club, growing gardeners, jump rope, fitness and dazzling dancer's club involved students in grades Kindergarten through fifth. In addition to clubs we offered for the first time football and basketball.

Finally, on behalf of the faculty and staff of Wilder Elementary school, it is with great honor that we announce Courtney Geddings as the 2008-2009 Teacher of the Year. Mrs. Geddings is a second grade teacher at Wilder and we are proud to have her represent our school and district.

Maria Newton-Ta'Bon, Principal
Marcia Wilson, School Improvement Council Chair

Comprehensive detail, including definitions of rating, performance criteria, and explanations of status, is available on www.ed.sc.gov and www.eoc.sc.gov as well as school and school district websites.

Printed versions are available from school districts upon request.

Abbreviations Key

N/A Not Applicable N/AV Not Available N/C Not Collected N/R Not Reported I/S Insufficient Sample TBD To be determined

NI Newly Identified CSI Continuing School Improvement CA Corrective Action RP Plan to Restructure R Restructure DELAY School Improvement Status HOLD School Improvement Status