



# SC Annual School Report Card Summary

Millwood Elementary

Sumter 17

Grades: PK-5

Enrollment: 648

Principal: Dr. John B. Hilton Jr.

Superintendent: Zona Jefferson, PhD

Board Chair: Ms. Jo R. White

## PERFORMANCE

Comprehensive detail, including definitions of ratings, performance criteria, and explanations of status, is available on [www.ed.sc.gov](http://www.ed.sc.gov) and [www.eoc.sc.gov](http://www.eoc.sc.gov) as well as school and school district websites. Printed versions are available from school districts upon request.

YEAR	ABSOLUTE RATING	GROWTH RATING	PALMETTO GOLD/SILVER AWARD	AYP STATUS	NCLB IMPROVEMENT STATUS
2008	Good	Average	TBD	Met	N/A
2007	Average	Below Average	N/A	Met	N/A
2006	Good	Below Average	N/A	Met	N/A

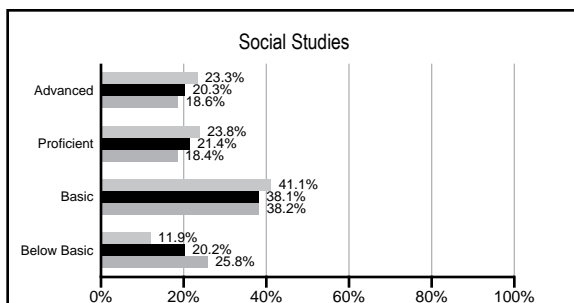
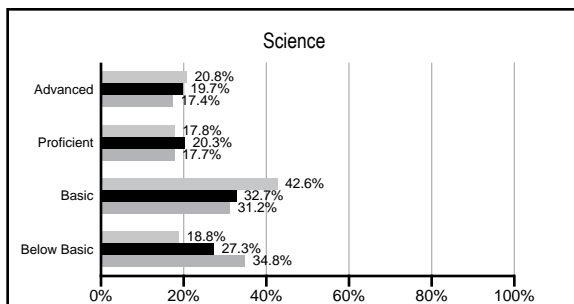
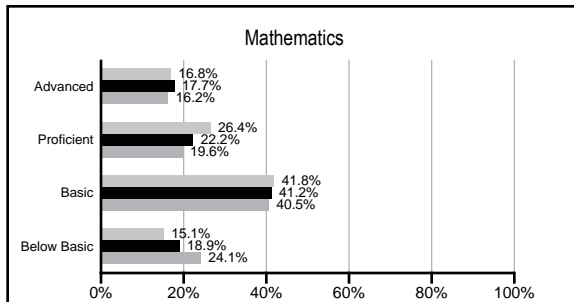
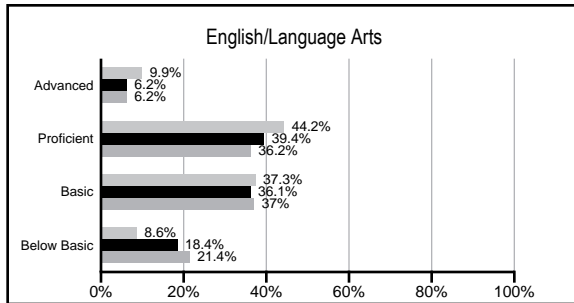
## ABSOLUTE RATINGS OF ELEMENTARY SCHOOLS WITH STUDENTS LIKE OURS\*

EXCELLENT	GOOD	AVERAGE	BELOW AVERAGE	AT-RISK
0	15	62	6	1

\* Ratings are calculated with data available by 02/17/2009. Schools with Students like Ours are Elementary Schools with poverty indices of no more than 5% above or below the index for this school.

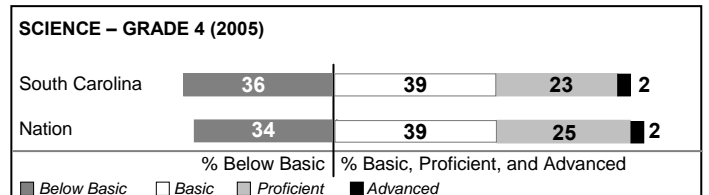
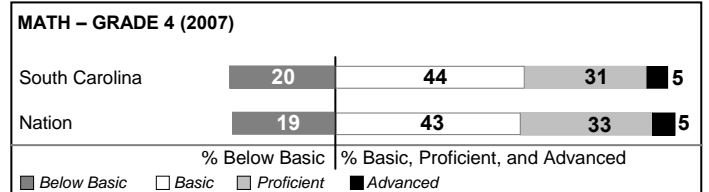
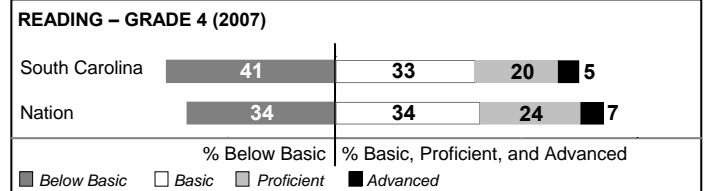
## PACT PERFORMANCE

Our School
  Elementary Schools with Students Like Ours
  Elementary schools statewide



## NAEP PERFORMANCE\*

\* Performance reported for SC and nation, data not available at school level. Percentages at NAEP Achievement Levels.



## SC PERFORMANCE GOAL

2010 Goal:

*By 2010, SC's student achievement will be ranked in the top half of the states nationally. To achieve this goal, we must become one of the fastest improving systems in the country.*

2020 Goal: TBD

### Abbreviations Key

N/A Not Applicable N/AV Not Available N/C Not Collected N/R Not Reported I/S Insufficient Sample TBD To be determined  
 NI Newly Identified CSI Continuing School Improvement CA Corrective Action RP Plan to Restructure R Restructure DELAY School Improvement Status HOLD School Improvement Status

# Millwood Elementary [Sumter 17]

## SCHOOL PROFILE

	Our School	Change from Last Year	Elementary Schools with Students Like Ours	Median Elementary School
<b>Students (n=648)</b>				
Retention rate	5.9%	Up from 5.3%	2.3%	2.3%
Attendance rate	96.3%	Down from 96.5%	96.3%	96.3%
Eligible for gifted and talented	17.8%	Up from 17.0%	12.3%	10.4%
With disabilities other than speech	10.1%	Down from 11.5%	8.0%	7.5%
Out-of-school suspensions or expulsions for violent &/or criminal offenses	0.0%	No Change	0.0%	0.0%
<b>Teachers (n=49)</b>				
Teachers with advanced degrees	36.7%	Down from 42.6%	56.0%	56.7%
Continuing contract teachers	77.6%	Down from 85.1%	79.1%	77.3%
Teachers with emergency or provisional certificates	2.5%	Up from 2.3%	0.0%	0.0%
Teachers returning from previous year	83.7%	Down from 87.7%	87.8%	86.4%
Teacher attendance rate	91.7%	Down from 92.6%	95.1%	94.9%
Average teacher salary	\$41,168	Up 4.2%	\$45,039	\$45,345
Classes not taught by highly qualified teachers	0.0%	No Change	0.0%	0.0%
<b>School</b>				
Principal's years at school	0.0	Down from 18.0	3.0	4.0
Student-teacher ratio in core subjects	16.9 to 1	Down from 20.8 to 1	18.9 to 1	18.5 to 1
Prime instructional time	87.4%	Down from 88.3%	90.4%	89.8%
Opportunities in the arts	Good	No Change	Good	Good
SACS accreditation	Yes	No Change	Yes	Yes
Character development program	Average	Down from Good	Excellent	Excellent
Dollars spent per pupil*	\$6,142	Up 2.0%	\$6,470	\$7,052
Percent of expenditures for instruction*	72.0%	Up from 71.0%	69.8%	69.1%
Percent of expenditures for teacher salaries*	66.0%	Up from 2.0%	65.5%	64.2%
% of AYP objectives met	100.0%		89.5%	85.7%

\* Prior year audited financial data available.

## EVALUATION RESULTS

	Teachers	Students*	Parents*
Number of surveys returned	50	78	36
Percent satisfied with learning environment	98.0%	87.2%	97.1%
Percent satisfied with social and physical environment	98.0%	75.6%	88.9%
Percent satisfied with school-home relations	100.0%	85.9%	83.3%

\*Only students at the highest elementary school grade level at this school and their parents were included.

## REPORT OF PRINCIPAL AND SCHOOL IMPROVEMENT COUNCIL

We had another great year at Millwood School. We have continued to build on our tradition of excellence through the collective hard work of our parents, teachers, and students. Our 2007 – 2008 school year held many successes and we are proud of the numerous accomplishments of our students.

Our PTA had another fantastic year with a myriad of activities and programs for our students and teachers. We appreciate the support our PTA gives us through its volunteer program and financial assistance which work together to help us enjoy so many successful programs for our students and teachers at Millwood. Our PTA sponsored its sixth annual Reading Rodeo. The event lasted two weeks during which 630 students participated, reading for 4318 hours. Students received rewards based on how much they read during the rodeo. This is a great opportunity to encourage students to do more reading. We truly appreciate the efforts of our PTA.

Our School Improvement Council met each month this year providing input on several issues including our Title One Federal Programs and our School Improvement Plan. In addition, our School Improvement Council played a significant role in the re-accreditation process with the Southern Association of Colleges and Schools (SACS).

Our faculty and staff continue to provide excellent instruction and learning opportunities each day in the classroom. In order to improve instruction we assessed students using the Measures of Academic Progress (MAP) test. An analysis of these tests allowed us to group students based on academic achievement. Our MAP groups allowed teachers to provide differentiated instruction for students at differing achievement levels.

As in previous years, our character education activities included a character development "word of the week" which was discussed on the morning TV show each day with the student body and emphasized by teachers in classroom activities. Positive reinforcement for good choices and respectful behavior was provided students through our "Terrific Kids", "Magnificent Mustangs", and "Citizens of the Month" programs that rewarded students for appropriate interaction with their teachers and classmates.

We are always glad to have visitors and volunteers at Millwood School. We need the involvement of parents and community members. The education of children is always best achieved through teamwork. We need you on our team. Perhaps you might consider serving as a volunteer or one of our Millwood Mentors and tutor some of our students. We hope to see you soon at Millwood School.

Dr. John B. Hilton, Jr., Principal

Comprehensive detail, including definitions of rating, performance criteria, and explanations of status, is available on [www.ed.sc.gov](http://www.ed.sc.gov) and [www.eoc.sc.gov](http://www.eoc.sc.gov) as well as school and school district websites.

Printed versions are available from school districts upon request.

### Abbreviations Key

N/A Not Applicable N/AV Not Available N/C Not Collected N/R Not Reported I/S Insufficient Sample TBD To be determined

NI Newly Identified CSI Continuing School Improvement CA Corrective Action RP Plan to Restructure R Restructure DELAY School Improvement Status HOLD School Improvement Status