



SC Annual School Report Card Summary

Lemira Elementary
Sumter 17
Grades: PK-5 **Enrollment: 523**
Principal: Delcia Harper-Baxter
Superintendent: Zona Jefferson, PhD
Board Chair: Ms. Jo R. White

PERFORMANCE

Comprehensive detail, including definitions of ratings, performance criteria, and explanations of status, is available on www.ed.sc.gov and www.eoc.sc.gov as well as school and school district websites. Printed versions are available from school districts upon request.

YEAR	ABSOLUTE RATING	GROWTH RATING	PALMETTO GOLD/SILVER AWARD	AYP STATUS	NCLB IMPROVEMENT STATUS
2008	Below Average	Good	TBD	Not Met	RP
2007	Below Average	Average	N/A	Met	CA-DELAY
2006	Below Average	Below Average	N/A	Not Met	CA

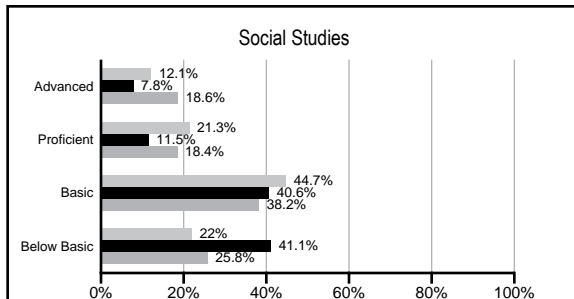
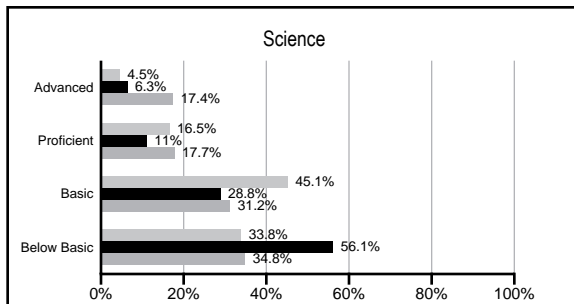
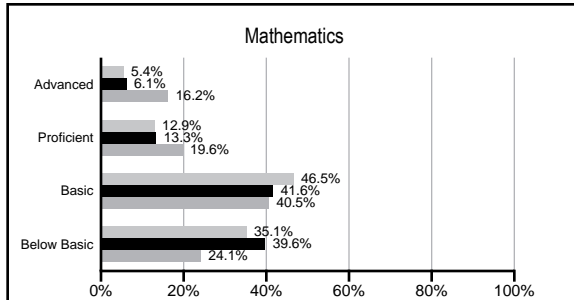
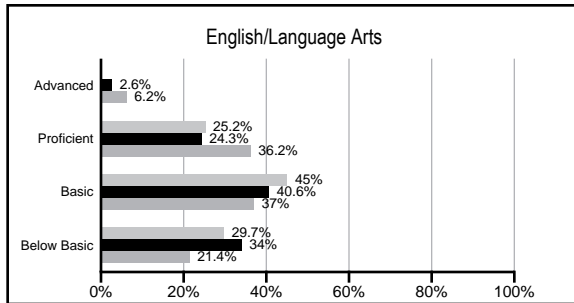
ABSOLUTE RATINGS OF ELEMENTARY SCHOOLS WITH STUDENTS LIKE OURS*

EXCELLENT	GOOD	AVERAGE	BELOW AVERAGE	AT-RISK
0	4	4	44	61

* Ratings are calculated with data available by 02/17/2009. Schools with Students like Ours are Elementary Schools with poverty indices of no more than 5% above or below the index for this school.


PACT PERFORMANCE

Our School
 Elementary Schools with Students Like Ours
 Elementary schools statewide



NAEP PERFORMANCE*

* Performance reported for SC and nation, data not available at school level. Percentages at NAEP Achievement Levels.



SC PERFORMANCE GOAL

2010 Goal:

By 2010, SC's student achievement will be ranked in the top half of the states nationally. To achieve this goal, we must become one of the fastest improving systems in the country.

2020 Goal: TBD

Abbreviations Key

N/A Not Applicable N/AV Not Available N/C Not Collected N/R Not Reported I/S Insufficient Sample TBD To be determined
 NI Newly Identified CSI Continuing School Improvement CA Corrective Action RP Plan to Restructure R Restructure DELAY School Improvement Status HOLD School Improvement Status

Lemira Elementary [Sumter 17]

SCHOOL PROFILE

	Our School	Change from Last Year	Elementary Schools with Students Like Ours	Median Elementary School
Students (n=523)				
Retention rate	4.5%	Down from 8.3%	3.1%	2.3%
Attendance rate	95.6%	Up from 95.4%	96.0%	96.3%
Eligible for gifted and talented	0.4%	Down from 1.8%	2.9%	10.4%
With disabilities other than speech	10.1%	Up from 8.5%	7.6%	7.5%
Out-of-school suspensions or expulsions for violent &/or criminal offenses	0.0%	No Change	0.0%	0.0%
Teachers (n=47)				
Teachers with advanced degrees	48.9%	Down from 50.0%	53.6%	56.7%
Continuing contract teachers	70.2%	Down from 76.1%	68.8%	77.3%
Teachers with emergency or provisional certificates	5.6%	Down from 5.7%	0.0%	0.0%
Teachers returning from previous year	85.3%	Up from 82.5%	82.6%	86.4%
Teacher attendance rate	93.8%	Down from 95.3%	94.9%	94.9%
Average teacher salary	\$42,384	Up 1.5%	\$43,799	\$45,345
Classes not taught by highly qualified teachers	0.0%	Down from 2.1%	1.2%	0.0%
School				
Principal's years at school	14.0	Up from 13.0	3.0	4.0
Student-teacher ratio in core subjects	13.8 to 1	Up from 11.4 to 1	16.4 to 1	18.5 to 1
Prime instructional time	88.1%	Down from 89.5%	89.3%	89.8%
Opportunities in the arts	Good	No Change	Good	Good
SACS accreditation	Yes	No Change	Yes	Yes
Character development program	Excellent	No Change	Excellent	Excellent
Dollars spent per pupil*	\$7,854	Up 13.1%	\$8,235	\$7,052
Percent of expenditures for instruction*	69.3%	Down from 72.0%	68.4%	69.1%
Percent of expenditures for teacher salaries*	61.1%	Down from 64.6%	60.6%	64.2%
% of AYP objectives met	53.8%		69.2%	85.7%

* Prior year audited financial data available.

EVALUATION RESULTS

	Teachers	Students*	Parents*
Number of surveys returned	45	74	54
Percent satisfied with learning environment	97.8%	93.2%	84.9%
Percent satisfied with social and physical environment	100.0%	85.1%	84.9%
Percent satisfied with school-home relations	82.2%	90.5%	81.1%

*Only students at the highest elementary school grade level at this school and their parents were included.

REPORT OF PRINCIPAL AND SCHOOL IMPROVEMENT COUNCIL

Lemira Elementary School completed another successful school year. With one mission and commitment, as a team we continued to empower our students to become productive citizens.

We continued the school-wide initiative to create and maintain a literacy enriched environment. Students benefited from learning experiences that included the following: organized classroom libraries, daily read alouds and independent reading, reading conferences, journal writing, flexible grouping, and integration of non-fiction literature in all academic disciplines. Again, we were able to provide opportunities for our students to meet and read books by published authors. Students enjoyed visits from author Margot Raven and photographer / poet Charles Smith. Aunt Pearl Sue was a welcomed visitor as they learned about the Gullah tradition and African-American roots in South Carolina.

The data room was an addition this year. This room contained statistics on the following: Attendance, Early Warning Intervention Team, Discipline, MAP testing, PACT, Quarterly Tests, and Parent Attendance for PTO meetings and workshops. Meetings were held with stakeholders to review the data and develop a plan of action to address areas of concern.

Lemira students had the opportunity to participate in several extra-curricular activities and organizations such as: Lemira Percussion Ensemble, Library Helpers, Newspaper Reporters, Good Morning Lemira Television Crew, Safety Patrol, Flag Football, Basketball, Lemira Lion's Gentleman's League, Mentoring Programs, First Priority, and the Young Scientist Club.

Professional development is an on-going commitment at Lemira. During the 2007-2008 school year, our teachers, administrators, and other staff members participated in more than 1,600 hours of professional growth. They attended workshops, conferences, and enrolled in graduate courses that focused on areas such as: Gifted and Talented, Technology, Closing the Achievement Gap, Early Literacy, Classroom Environment, Writing, Effective Counselors, Public Relations and Assessment.

Rhonda Harris was our Teacher of the Year. A master teacher, Rhonda engages her students in exciting and challenging learning opportunities daily. We are extremely proud of her.

Working with parents and community, we are dedicated to developing the whole child as a productive, competent member of society through challenging, learning opportunities. We encourage you to get involved and continue to help us make Lemira Elementary the best school in the nation!

Delcia Harper-Baxter, Principal
Leslie Dowling, SIC chairperson

Comprehensive detail, including definitions of rating, performance criteria, and explanations of status, is available on www.ed.sc.gov and www.eoc.sc.gov as well as school and school district websites.

Printed versions are available from school districts upon request.

Abbreviations Key

N/A Not Applicable N/AV Not Available N/C Not Collected N/R Not Reported I/S Insufficient Sample TBD To be determined
NI Newly Identified CSI Continuing School Improvement CA Corrective Action RP Plan to Restructure R Restructure DELAY School Improvement Status HOLD School Improvement Status