



SC Annual School Report Card Summary

Crosswell Drive Elementary

Sumter 17

Grades: PK-5

Enrollment: 661

Principal: Dr. Ayesha Hunter

Superintendent: Zona Jefferson, PhD

Board Chair: Ms. Jo R. White

PERFORMANCE

Comprehensive detail, including definitions of ratings, performance criteria, and explanations of status, is available on www.ed.sc.gov and www.eoc.sc.gov as well as school and school district websites. Printed versions are available from school districts upon request.

YEAR	ABSOLUTE RATING	GROWTH RATING	PALMETTO GOLD/SILVER AWARD	AYP STATUS	NCLB IMPROVEMENT STATUS
2008	At-Risk	Below Average	TBD	Not Met	CSI
2007	Below Average	Good	N/A	Not Met	NI
2006	Below Average	At-Risk	N/A	Not Met	N/A

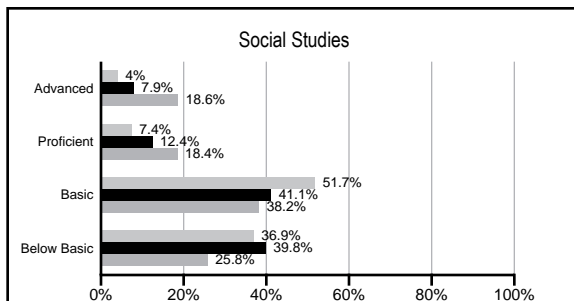
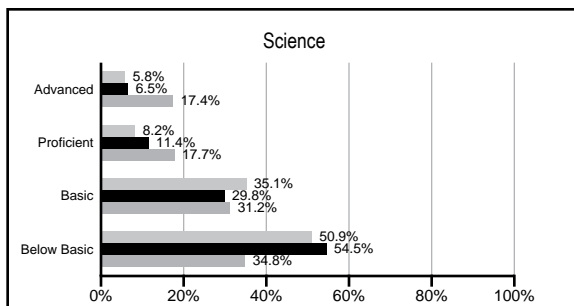
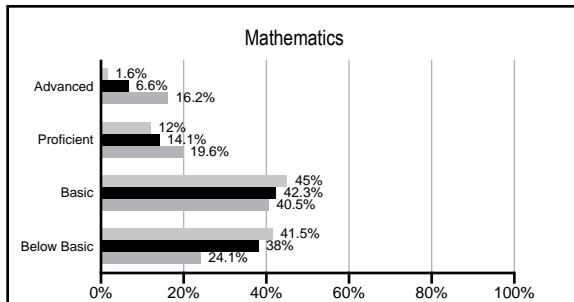
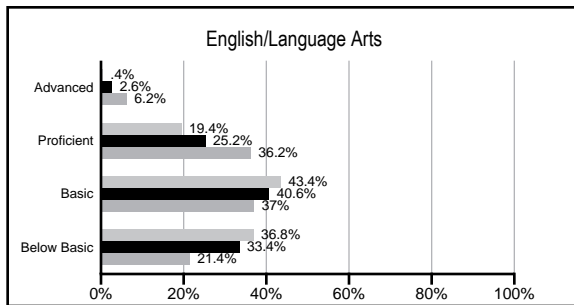
ABSOLUTE RATINGS OF ELEMENTARY SCHOOLS WITH STUDENTS LIKE OURS*

EXCELLENT	GOOD	AVERAGE	BELOW AVERAGE	AT-RISK
0	3	10	56	62

* Ratings are calculated with data available by 02/17/2009. Schools with Students like Ours are Elementary Schools with poverty indices of no more than 5% above or below the index for this school.

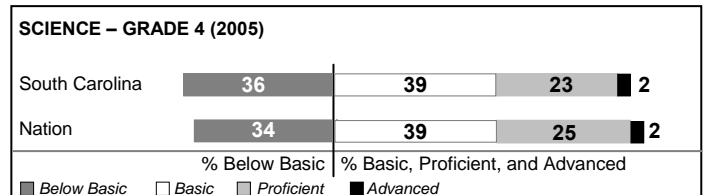
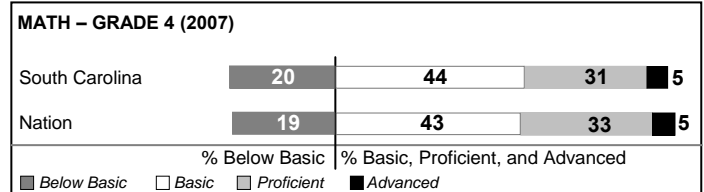
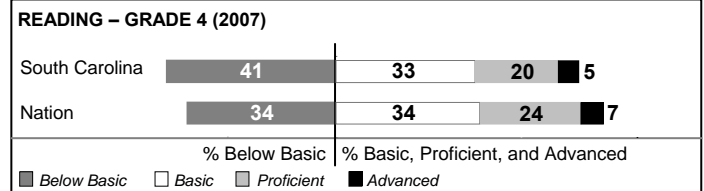
PACT PERFORMANCE

Our School Elementary Schools with Students Like Ours Elementary schools statewide



NAEP PERFORMANCE*

* Performance reported for SC and nation, data not available at school level. Percentages at NAEP Achievement Levels.



SC PERFORMANCE GOAL

2010 Goal:

By 2010, SC's student achievement will be ranked in the top half of the states nationally. To achieve this goal, we must become one of the fastest improving systems in the country.

2020 Goal: TBD

Abbreviations Key

N/A Not Applicable N/AV Not Available N/C Not Collected N/R Not Reported I/S Insufficient Sample TBD To be determined
 NI Newly Identified CSI Continuing School Improvement CA Corrective Action RP Plan to Restructure R Restructure DELAY School Improvement Status HOLD School Improvement Status

Crosswell Drive Elementary [Sumter 17]

SCHOOL PROFILE

	Our School	Change from Last Year	Elementary Schools with Students Like Ours	Median Elementary School
Students (n=661)				
Retention rate	4.2%	Down from 4.6%	3.1%	2.3%
Attendance rate	96.0%	Down from 96.2%	96.0%	96.3%
Eligible for gifted and talented	3.6%	Up from 1.4%	3.4%	10.4%
With disabilities other than speech	11.4%	Up from 9.0%	7.8%	7.5%
Out-of-school suspensions or expulsions for violent &/or criminal offenses	0.2%	Up from 0.0%	0.0%	0.0%
Teachers (n=49)				
Teachers with advanced degrees	40.8%	Down from 56.9%	54.4%	56.7%
Continuing contract teachers	65.3%	Down from 78.4%	69.6%	77.3%
Teachers with emergency or provisional certificates	5.6%	Down from 6.8%	0.0%	0.0%
Teachers returning from previous year	82.7%	Down from 87.0%	83.1%	86.4%
Teacher attendance rate	91.8%	Down from 94.5%	95.0%	94.9%
Average teacher salary	\$41,161	Up 2.8%	\$43,955	\$45,345
Classes not taught by highly qualified teachers	0.0%	Down from 2.2%	0.8%	0.0%
School				
Principal's years at school	2.0	Up from 1.0	3.0	4.0
Student-teacher ratio in core subjects	21.6 to 1	Up from 16.9 to 1	16.6 to 1	18.5 to 1
Prime instructional time	86.4%	Down from 89.9%	89.3%	89.8%
Opportunities in the arts	Good	No Change	Good	Good
SACS accreditation	Yes	No Change	Yes	Yes
Character development program	Average	Down from Good	Excellent	Excellent
Dollars spent per pupil*	\$6,675	Up 6.7%	\$8,136	\$7,052
Percent of expenditures for instruction*	70.7%	Down from 70.8%	68.8%	69.1%
Percent of expenditures for teacher salaries*	62.5%	Down from 65.3%	62.1%	64.2%
% of AYP objectives met	52.9%		69.2%	85.7%

* Prior year audited financial data available.

EVALUATION RESULTS

	Teachers	Students*	Parents*
Number of surveys returned	46	73	43
Percent satisfied with learning environment	93.3%	75.0%	85.7%
Percent satisfied with social and physical environment	95.6%	82.9%	75.6%
Percent satisfied with school-home relations	69.6%	84.9%	78.6%

*Only students at the highest elementary school grade level at this school and their parents were included.

REPORT OF PRINCIPAL AND SCHOOL IMPROVEMENT COUNCIL

The staff of Crosswell Drive Elementary believes that a quality education is the key to a successful future. It is our goal to provide an opportunity for every child to receive a quality education in an environment that is conducive to learning. With continued support from parents and community members, we are certain we will be successful in our endeavors.

This year was a year of growth for Crosswell Drive Elementary. Through the efforts of our students and staff, our school received the distinguished Palmetto Silver Award for academic achievement and improvement. We are honored to have received this award and will continue to provide an exceptional academic program.

The Magnet School for the Fine Arts and Technology continues to progress. Students had the opportunity to participate in art, dance, piano, strings, voice, and technology. Students participating in the voice program performed on WLTX's Sounds of the Season holiday special for the second time. The magnet students journeyed to Atlanta and had the opportunity to see the Broadway show, "The Lion King."

The school continued to offer the READ 180 program and students involved in READ 180 made remarkable gains as they used technology to increase their reading fluency and comprehension. We continued our effort to improve math instruction by utilizing daily math drills and computer instruction. The school partnered with USC Sumter and our students participated in Math Jeopardy with the winning teams receiving prizes.

Crosswell Drive continued to offer juggling, double Dutch, chess, and the K-Kids club. These programs provided students with additional opportunities and experiences that enhanced the learning environment.

Ayesha Hunter Ed.D., Principal
Jacqueline Session, SIC Chair

Comprehensive detail, including definitions of rating, performance criteria, and explanations of status, is available on www.ed.sc.gov and www.eoc.sc.gov as well as school and school district websites.

Printed versions are available from school districts upon request.

Abbreviations Key

N/A Not Applicable N/AV Not Available N/C Not Collected N/R Not Reported I/S Insufficient Sample TBD To be determined
NI Newly Identified CSI Continuing School Improvement CA Corrective Action RP Plan to Restructure R Restructure DELAY School Improvement Status HOLD School Improvement Status