



SC Annual School Report Card Summary

Alice Drive Elementary
Sumter 17
Grades: PK-5 Enrollment: 615
Principal: Debra W. Thomas
Superintendent: Zona Jefferson, PhD
Board Chair: Ms. Jo R. White

PERFORMANCE

Comprehensive detail, including definitions of ratings, performance criteria, and explanations of status, is available on www.ed.sc.gov and www.eoc.sc.gov as well as school and school district websites. Printed versions are available from school districts upon request.

YEAR	ABSOLUTE RATING	GROWTH RATING	PALMETTO GOLD/SILVER AWARD	AYP STATUS	NCLB IMPROVEMENT STATUS
2008	Average	Good	TBD	Not Met	CSI
2007	Average	Below Average	Silver	Not Met	NI
2006	Average	Good	N/A	Not Met	N/A

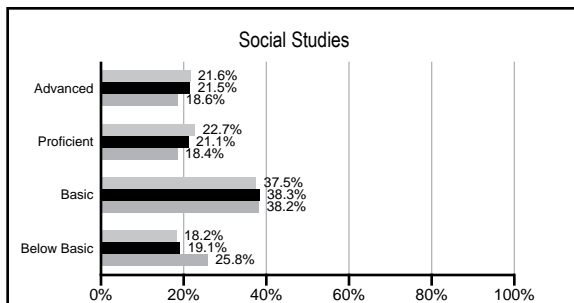
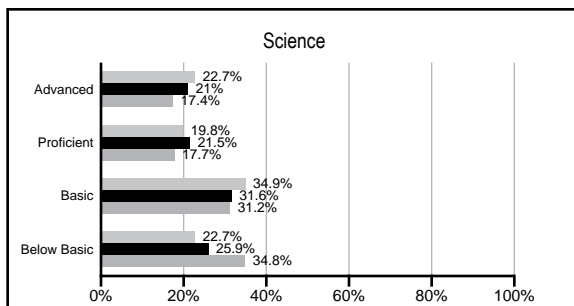
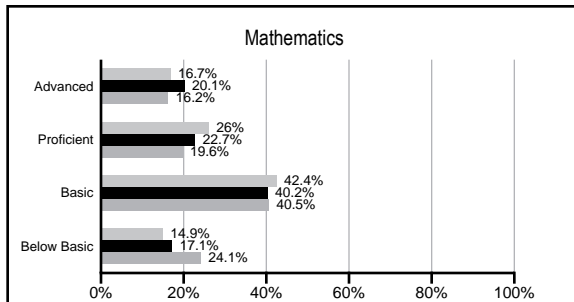
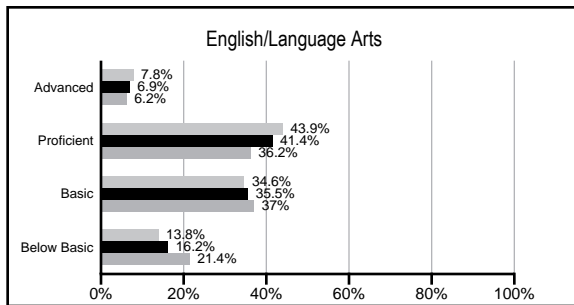
ABSOLUTE RATINGS OF ELEMENTARY SCHOOLS WITH STUDENTS LIKE OURS*

EXCELLENT	GOOD	AVERAGE	BELOW AVERAGE	AT-RISK
0	24	53	5	0

* Ratings are calculated with data available by 02/17/2009. Schools with Students like Ours are Elementary Schools with poverty indices of no more than 5% above or below the index for this school.


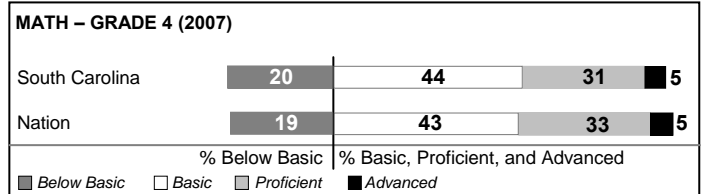
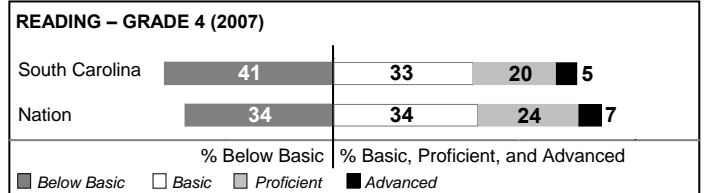
PACT PERFORMANCE

Our School
 Elementary Schools with Students Like Ours
 Elementary schools statewide



NAEP PERFORMANCE*

* Performance reported for SC and nation, data not available at school level. Percentages at NAEP Achievement Levels.



SC PERFORMANCE GOAL

2010 Goal:

By 2010, SC's student achievement will be ranked in the top half of the states nationally. To achieve this goal, we must become one of the fastest improving systems in the country.

2020 Goal: TBD

Abbreviations Key

N/A Not Applicable N/AV Not Available NIC Not Collected N/R Not Reported I/S Insufficient Sample TBD To be determined
 NI Newly Identified CSI Continuing School Improvement CA Corrective Action RP Plan to Restructure R Restructure DELAY School Improvement Status HOLD School Improvement Status

Alice Drive Elementary [Sumter 17]

SCHOOL PROFILE

	Our School	Change from Last Year	Elementary Schools with Students Like Ours	Median Elementary School
Students (n=615)				
Retention rate	2.7%	Down from 4.9%	2.2%	2.3%
Attendance rate	96.8%	Up from 96.5%	96.4%	96.3%
Eligible for gifted and talented	17.4%	Up from 15.0%	14.2%	10.4%
With disabilities other than speech	6.5%	Down from 7.3%	7.0%	7.5%
Out-of-school suspensions or expulsions for violent &/or criminal offenses	0.0%	No Change	0.0%	0.0%
Teachers (n=47)				
Teachers with advanced degrees	59.6%	Down from 63.0%	56.2%	56.7%
Continuing contract teachers	91.5%	Up from 91.3%	79.0%	77.3%
Teachers with emergency or provisional certificates	2.3%	Down from 2.4%	0.0%	0.0%
Teachers returning from previous year	91.5%	Up from 90.4%	88.8%	86.4%
Teacher attendance rate	95.0%	Up from 94.1%	94.9%	94.9%
Average teacher salary	\$43,548	Down 0.1%	\$45,945	\$45,345
Classes not taught by highly qualified teachers	0.0%	Down from 2.5%	0.0%	0.0%
School				
Principal's years at school	10.0	Up from 9.0	5.0	4.0
Student-teacher ratio in core subjects	16.2 to 1	Down from 17.7 to 1	19.3 to 1	18.5 to 1
Prime instructional time	91.2%	Up from 89.9%	90.3%	89.8%
Opportunities in the arts	Good	No Change	Good	Good
SACS accreditation	Yes	No Change	Yes	Yes
Character development program	Excellent	Up from Good	Excellent	Excellent
Dollars spent per pupil*	\$6,403	Up 1.3%	\$6,371	\$7,052
Percent of expenditures for instruction*	71.7%	Up from 70.6%	69.9%	69.1%
Percent of expenditures for teacher salaries*	66.4%	No Change	65.6%	64.2%
% of AYP objectives met	94.1%		92.3%	85.7%

* Prior year audited financial data available.

EVALUATION RESULTS

	Teachers	Students*	Parents*
Number of surveys returned	34	93	55
Percent satisfied with learning environment	100.0%	88.2%	94.3%
Percent satisfied with social and physical environment	100.0%	88.2%	96.2%
Percent satisfied with school-home relations	100.0%	93.5%	94.4%

*Only students at the highest elementary school grade level at this school and their parents were included.

REPORT OF PRINCIPAL AND SCHOOL IMPROVEMENT COUNCIL

It has been a very exciting year at Alice Drive Elementary (ADE)! During the course of the year, ADE received accreditation through District Accreditation with SACS/CASI . The visiting team made ADE a stop for interviews of faculty, students, and parents.

Our library received a grant that provided enough funds for new books, more technology, and a classroom set of laptops that can be used in the classrooms. This spring, we were recognized by the State Department of Education as a Red Carpet School. This award recognizes schools that provide good customer service and are warm, welcoming places for parents, students, and visitors.

As an indicator of the quality of our faculty, ADE's Teacher of the Year was selected as the District Teacher of the Year. Five faculty members completed their Masters degrees, and another teacher was added to our list of National Board Certified Teachers.

Students were recognized for their achievements as well. One represented our district in the Lt. Governor's Essay Contest while a second grader was recognized for her efforts in raising funds for the American Heart Association. The Student Council continued its tradition of helping both the school and the community. Through its leadership we held a canned food drive, collected funds for Toys for Tots, sponsored families at Christmas as well as helping out in the office and providing nameplates for all classrooms in the school. Our fourth graders were recognized by St. Jude's Hospital for their continued support of cancer research through their participation in the Math-a-thon.

Through the efforts of our PTA and SIC, special activities for students, workshops for parents and additional avenues for stakeholders to gain ownership in ADE evolved through the dedicated efforts of active volunteers and staff.

ADE diligently has pursued its mission to provide a positive school environment and provide developmentally appropriate learning experiences for all our students. Incorporation of programs such as READ 180, Accelerated Reader, Classworks, literacy groups, Reading Recovery, math manipulatives, classroom science projects, as well as other strategies, has provided all students a chance to learn and grow academically. Field trips to the aquarium, Myrtle Beach, State Museum, Edventure, and other destinations of interest have expanded our students' learning experiences.

We strive to make ADE a place where everyone feels welcome and where everyone can become a part of our community.

Debbie Thomas, Principal
Jock Hendricks, SIC Chair

Comprehensive detail, including definitions of rating, performance criteria, and explanations of status, is available on www.ed.sc.gov and www.eoc.sc.gov as well as school and school district websites.

Printed versions are available from school districts upon request.

Abbreviations Key

N/A Not Applicable N/AV Not Available N/C Not Collected N/R Not Reported I/S Insufficient Sample TBD To be determined
NI Newly Identified CSI Continuing School Improvement CA Corrective Action RP Plan to Restructure R Restructure DELAY School Improvement Status HOLD School Improvement Status