



# SC Annual School Report Card Summary

Pocalla Springs Elementary

Sumter 2

Grades: PK-5

Enrollment: 964

Principal: Lucille S. McQuilla

Superintendent: Dr. J. Frank Baker

Board Chair: Mr. Larry Addison

## PERFORMANCE

Comprehensive detail, including definitions of ratings, performance criteria, and explanations of status, is available on [www.ed.sc.gov](http://www.ed.sc.gov) and [www.eoc.sc.gov](http://www.eoc.sc.gov) as well as school and school district websites. Printed versions are available from school districts upon request.

YEAR	ABSOLUTE RATING	GROWTH RATING	PALMETTO GOLD/SILVER AWARD	AYP STATUS	NCLB IMPROVEMENT STATUS
2008	Below Average	Below Average	TBD	Not Met	CSI
2007	Below Average	Below Average	N/A	Not Met	NI
2006	Average	At-Risk	N/A	Not Met	N/A

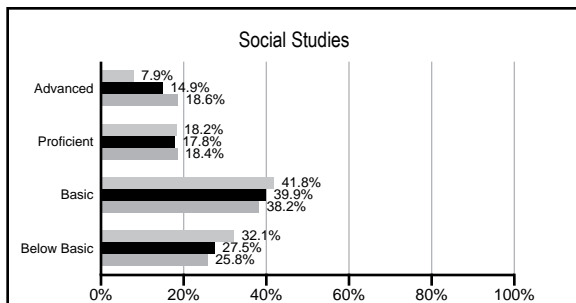
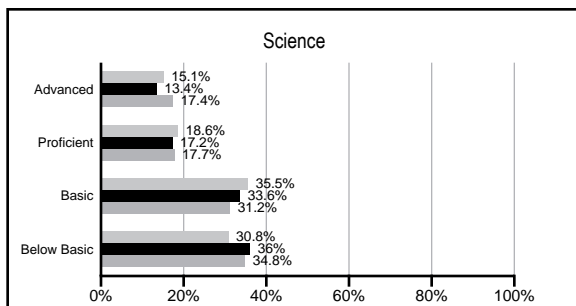
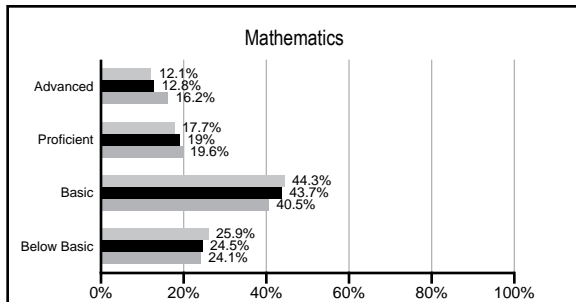
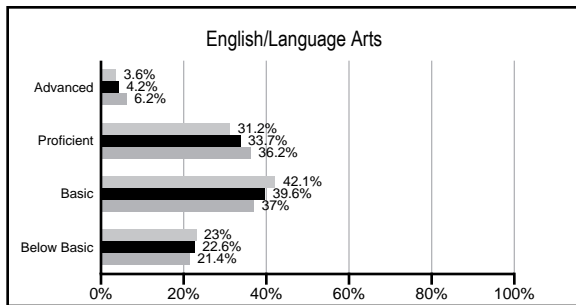
## ABSOLUTE RATINGS OF ELEMENTARY SCHOOLS WITH STUDENTS LIKE OURS\*

EXCELLENT	GOOD	AVERAGE	BELOW AVERAGE	AT-RISK
0	4	43	43	1

\* Ratings are calculated with data available by 02/17/2009. Schools with Students like Ours are Elementary Schools with poverty indices of no more than 5% above or below the index for this school.

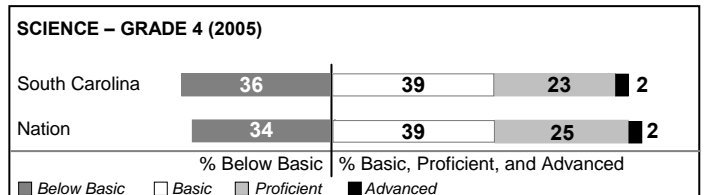
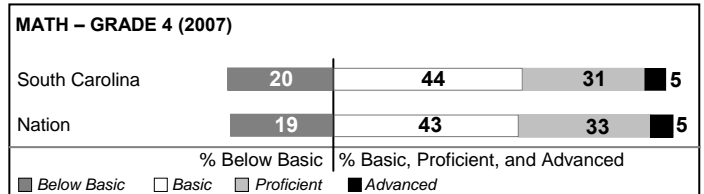
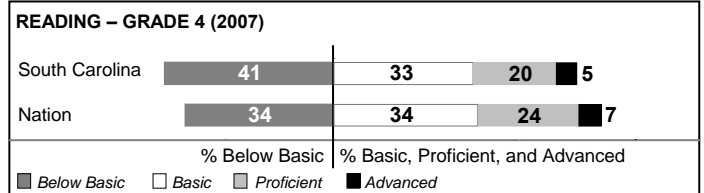
## PACT PERFORMANCE

Our School    Elementary Schools with Students Like Ours    Elementary schools statewide



## NAEP PERFORMANCE\*

\* Performance reported for SC and nation, data not available at school level. Percentages at NAEP Achievement Levels.



## SC PERFORMANCE GOAL

2010 Goal:

*By 2010, SC's student achievement will be ranked in the top half of the states nationally. To achieve this goal, we must become one of the fastest improving systems in the country.*

2020 Goal: TBD

### Abbreviations Key

N/A Not Applicable N/AV Not Available N/C Not Collected N/R Not Reported I/S Insufficient Sample TBD To be determined  
 NI Newly Identified CSI Continuing School Improvement CA Corrective Action RP Plan to Restructure R Restructure DELAY School Improvement Status HOLD School Improvement Status

# Pocalla Springs Elementary [Sumter 2]

## SCHOOL PROFILE

	Our School	Change from Last Year	Elementary Schools with Students Like Ours	Median Elementary School
<b>Students (n=964)</b>				
Retention rate	4.8%	Up from 3.6%	2.9%	2.3%
Attendance rate	96.3%	Down from 96.5%	96.1%	96.3%
Eligible for gifted and talented	10.3%	Up from 9.3%	8.9%	10.4%
With disabilities other than speech	7.6%	Up from 6.2%	9.0%	7.5%
Out-of-school suspensions or expulsions for violent &/or criminal offenses	0.1%	Up from 0.0%	0.0%	0.0%
<b>Teachers (n=58)</b>				
Teachers with advanced degrees	31.0%	Down from 34.9%	54.8%	56.7%
Continuing contract teachers	62.1%	Down from 68.3%	78.3%	77.3%
Teachers with emergency or provisional certificates	0.0%	No Change	0.0%	0.0%
Teachers returning from previous year	80.1%	Down from 85.7%	86.6%	86.4%
Teacher attendance rate	97.0%	Up from 88.4%	94.7%	94.9%
Average teacher salary	\$38,881	Up 1.2%	\$45,116	\$45,345
Classes not taught by highly qualified teachers	0.0%	Down from 1.9%	0.0%	0.0%
<b>School</b>				
Principal's years at school	4.0	Up from 3.0	4.0	4.0
Student-teacher ratio in core subjects	19.8 to 1	Up from 16.5 to 1	18.5 to 1	18.5 to 1
Prime instructional time	92.7%	Up from 83.5%	89.1%	89.8%
Opportunities in the arts	Good	No Change	Good	Good
SACS accreditation	Yes	No Change	Yes	Yes
Character development program	Excellent	No Change	Excellent	Excellent
Dollars spent per pupil*	\$5,614	Up 7.7%	\$7,234	\$7,052
Percent of expenditures for instruction*	64.6%	Up from 62.3%	68.4%	69.1%
Percent of expenditures for teacher salaries*	61.3%	Up from 57.3%	63.4%	64.2%
% of AYP objectives met	71.4%		81.0%	85.7%

\* Prior year audited financial data available.

## EVALUATION RESULTS

	Teachers	Students*	Parents*
Number of surveys returned	28	104	48
Percent satisfied with learning environment	92.9%	89.2%	78.3%
Percent satisfied with social and physical environment	89.3%	90.3%	85.4%
Percent satisfied with school-home relations	75.0%	85.6%	81.3%

\*Only students at the highest elementary school grade level at this school and their parents were included.

## REPORT OF PRINCIPAL AND SCHOOL IMPROVEMENT COUNCIL

Pocalla Springs Elementary School, established in 1991, serves students in grades pre-kindergarten through fifth grade. The school is located in a rural area in the southeastern portion of Sumter County, one of the fastest growing areas in Sumter. Currently, the school is in the initial phase of renovating and adding more than twenty classrooms to the building.

Pocalla Springs prides itself with academic excellence. All teachers are highly qualified. The teachers help each student discover the strengths, skills, and talents needed to become productive citizens. Standards based unit plans, research based activities, and best practices are used as the basis of instruction. Teachers participate in a number of workshops and trainings to keep abreast of new teaching strategies and best practices for elementary education.

The School has a very active School Improvement Council. The School Improvement Council assists the administration and staff with school needs and assessment. The primary goals for the school are to increase student achievement in all academic areas, to provide research based professional development for staff, and to increase student attendance.

The school and community members work together to set goals for the school. The PTA and School Improvement Council assist the Site Based Planning Committee with setting goals. The school works with parents to eliminate barriers to communications. Many parents volunteer in the school on a daily basis, assisting with clerical work and tutoring students who need extra assistance.

Based on the Benchmark and other data, teachers develop plans to meet the needs of each student. In developing the plans, teachers keep the learning styles of students in mind. The students continue to show progress on the Palmetto Achievement Challenge Tests (PACT). Two computer labs and the integration of technology in classrooms through the use of Promethean Boards, digital cameras, laptops, etc., have been set up to ensure that students are exposed to all phases of technology at an early age.

Pocalla Springs Elementary School also has received a Law Related Education Grant from the South Carolina Bar Association. Students received educational experiences by conducting mock trials and by interacting with local attorneys.

The teachers and staff for Pocalla Springs Elementary School continue to strive for academic excellence. They work diligently to ensure that each student has the opportunity to excel--no matter what his or her background or special needs are.

Lucille McQuilla, Principal  
Nigel Lee, School Improvement Council Chairperson

Comprehensive detail, including definitions of rating, performance criteria, and explanations of status, is available on [www.ed.sc.gov](http://www.ed.sc.gov) and [www.eoc.sc.gov](http://www.eoc.sc.gov) as well as school and school district websites.

Printed versions are available from school districts upon request.

### Abbreviations Key

N/A Not Applicable N/AV Not Available N/C Not Collected N/R Not Reported I/S Insufficient Sample TBD To be determined  
NI Newly Identified CSI Continuing School Improvement CA Corrective Action RP Plan to Restructure R Restructure DELAY School Improvement Status HOLD School Improvement Status