



SC Annual School Report Card Summary

Shaw Heights Elementary
Sumter 2

Grades: 2-3

Enrollment: 542

Principal: Stella Hall

Superintendent: Dr. J. Frank Baker

Board Chair: Mr. Larry Addison

PERFORMANCE

Comprehensive detail, including definitions of ratings, performance criteria, and explanations of status, is available on www.ed.sc.gov and www.eoc.sc.gov as well as school and school district websites. Printed versions are available from school districts upon request.

YEAR	ABSOLUTE RATING	GROWTH RATING	PALMETTO GOLD/SILVER AWARD	AYP STATUS	NCLB IMPROVEMENT STATUS
2008	Average	Below Average	TBD	Not Met	N/A
2007	Average	At-Risk	Gold	Met	N/A
2006	Good	Excellent	Silver	Met	N/A

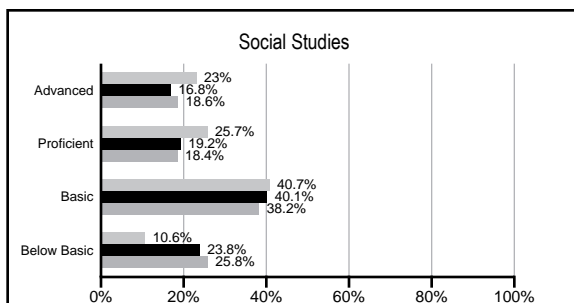
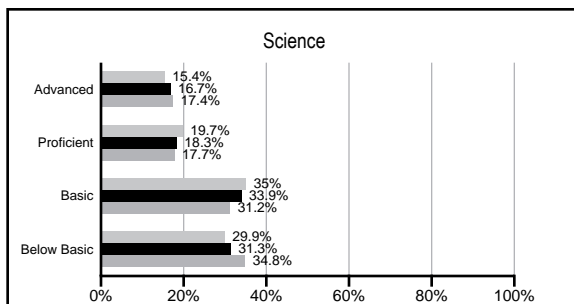
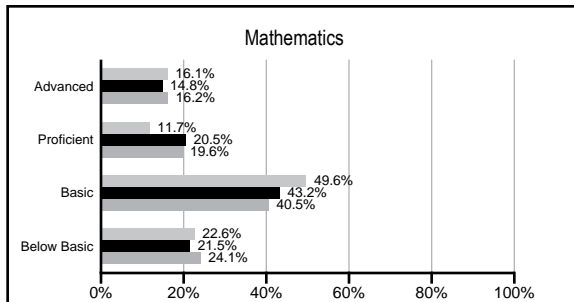
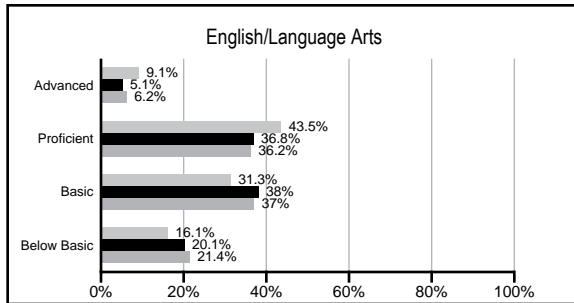
ABSOLUTE RATINGS OF ELEMENTARY SCHOOLS WITH STUDENTS LIKE OURS*

EXCELLENT	GOOD	AVERAGE	BELOW AVERAGE	AT-RISK
0	8	64	22	1

* Ratings are calculated with data available by 02/17/2009. Schools with Students like Ours are Elementary Schools with poverty indices of no more than 5% above or below the index for this school.

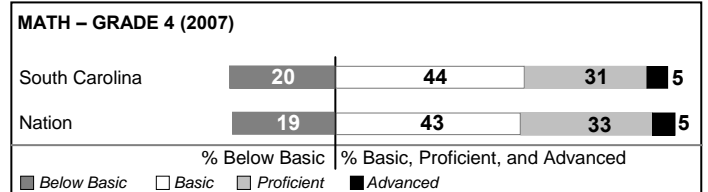
PACT PERFORMANCE

Our School
 Elementary Schools with Students Like Ours
 Elementary schools statewide



NAEP PERFORMANCE*

* Performance reported for SC and nation, data not available at school level. Percentages at NAEP Achievement Levels.



SC PERFORMANCE GOAL

2010 Goal:

By 2010, SC's student achievement will be ranked in the top half of the states nationally. To achieve this goal, we must become one of the fastest improving systems in the country.

2020 Goal: TBD

Abbreviations Key

N/A Not Applicable N/AV Not Available N/C Not Collected N/R Not Reported I/S Insufficient Sample TBD To be determined
NI Newly Identified CSI Continuing School Improvement CA Corrective Action RP Plan to Restructure R Restructure DELAY School Improvement Status HOLD School Improvement Status

Shaw Heights Elementary [Sumter 2]

SCHOOL PROFILE

	Our School	Change from Last Year	Elementary Schools with Students Like Ours	Median Elementary School
Students (n=542)				
Retention rate	2.1%	Down from 3.3%	2.3%	2.3%
Attendance rate	96.3%	Down from 96.4%	96.3%	96.3%
Eligible for gifted and talented	9.9%	Up from 8.9%	12.1%	10.4%
With disabilities other than speech	8.3%	Up from 6.1%	8.3%	7.5%
Out-of-school suspensions or expulsions for violent &/or criminal offenses	0.4%	Up from 0.0%	0.0%	0.0%
Teachers (n=30)				
Teachers with advanced degrees	56.7%	Up from 50.0%	56.6%	56.7%
Continuing contract teachers	73.3%	Down from 80.0%	79.3%	77.3%
Teachers with emergency or provisional certificates	0.0%	No Change	0.0%	0.0%
Teachers returning from previous year	88.3%	Up from 86.5%	87.7%	86.4%
Teacher attendance rate	95.3%	Down from 95.6%	95.3%	94.9%
Average teacher salary	\$42,289	Down 0.9%	\$45,384	\$45,345
Classes not taught by highly qualified teachers	2.7%	Down from 5.4%	0.0%	0.0%
School				
Principal's years at school	1.0	Down from 9.0	3.0	4.0
Student-teacher ratio in core subjects	20.4 to 1	Up from 19.5 to 1	18.8 to 1	18.5 to 1
Prime instructional time	90.6%	Down from 91.0%	90.1%	89.8%
Opportunities in the arts	Good	No Change	Good	Good
SACS accreditation	Yes	No Change	Yes	Yes
Character development program	Good	Down from Excellent	Excellent	Excellent
Dollars spent per pupil*	\$5,822	Down 2.4%	\$6,630	\$7,052
Percent of expenditures for instruction*	62.1%	Up from 61.8%	69.0%	69.1%
Percent of expenditures for teacher salaries*	57.9%	No Change	65.3%	64.2%
% of AYP objectives met	88.2%		88.2%	85.7%

* Prior year audited financial data available.

REPORT OF PRINCIPAL AND SCHOOL IMPROVEMENT COUNCIL

The children at Shaw Heights Elementary School have completed another exciting year. Our faculty and staff are committed to improving student achievement by holding high expectations for learning and social development. Through the use of instructional computer programs at school and at home, students in second and third grades gained knowledge in reading and math and the skills necessary for them to succeed in the 21st Century.

Our After-school ACES program offers students additional assistance in reading comprehension, in promoting inquiry learning, in encouraging higher level thinking skills, and in developing students' problem solving strategies. Our after-school PACT preparation program is designed to prepare students for the PACT.

Our school received the HUG Award from the State Department of Education in recognition of accomplishments to close South Carolina's achievement gap through the exemplary 2007 PACT performance. The programs we have implemented have been instrumental in our achievement of this honor.

Community members and parent volunteers spend a great deal of time and effort working with our teachers and students to provide for our needs. Our volunteers truly enrich many of the activities provided to our students. Shaw Heights (Home of the Flying ACES) is a magnificent educational atmosphere where learning is top priority, and we do our best to ensure that All Children Excel in School.

Stella Hall, Principal
Tina Pastore, School Improvement Council Chair

EVALUATION RESULTS

	Teachers	Students*	Parents*
Number of surveys returned	30	215	102
Percent satisfied with learning environment	83.3%	85.5%	74.2%
Percent satisfied with social and physical environment	93.3%	85.2%	80.8%
Percent satisfied with school-home relations	76.7%	90.1%	71.1%

*Only students at the highest elementary school grade level at this school and their parents were included.

Comprehensive detail, including definitions of rating, performance criteria, and explanations of status, is available on www.ed.sc.gov and www.eoc.sc.gov as well as school and school district websites.

Printed versions are available from school districts upon request.

Abbreviations Key

N/A Not Applicable N/AV Not Available N/C Not Collected N/R Not Reported I/S Insufficient Sample TBD To be determined
NI Newly Identified CSI Continuing School Improvement CA Corrective Action RP Plan to Restructure R Restructure DELAY School Improvement Status HOLD School Improvement Status