



SC Annual School Report Card Summary

Manchester Elementary

Sumter 2

Grades: PK-5

Enrollment: 537

Principal: Dr. Laura M. Brown

Superintendent: Dr. J. Frank Baker

Board Chair: Mr. Larry Addison

PERFORMANCE

Comprehensive detail, including definitions of ratings, performance criteria, and explanations of status, is available on www.ed.sc.gov and www.eoc.sc.gov as well as school and school district websites. Printed versions are available from school districts upon request.

YEAR	ABSOLUTE RATING	GROWTH RATING	PALMETTO GOLD/SILVER AWARD	AYP STATUS	NCLB IMPROVEMENT STATUS
2008	Below Average	Good	TBD	Met	N/A
2007	Average	Below Average	N/A	Met	N/A
2006	Average	At-Risk	N/A	Met	N/A

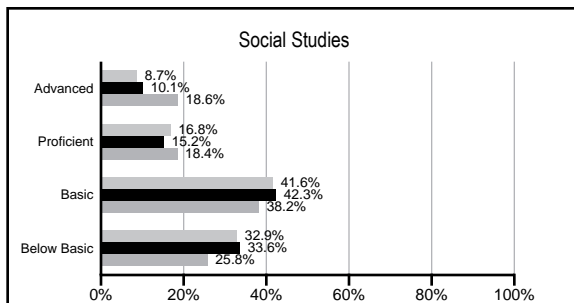
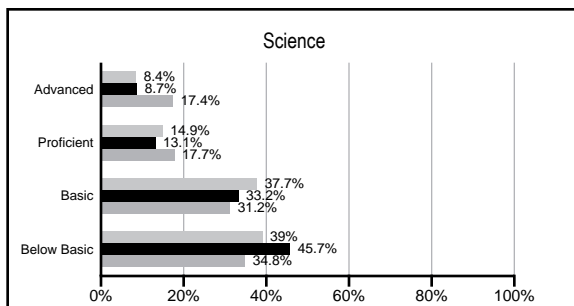
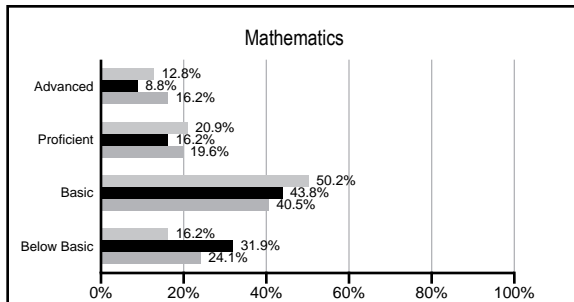
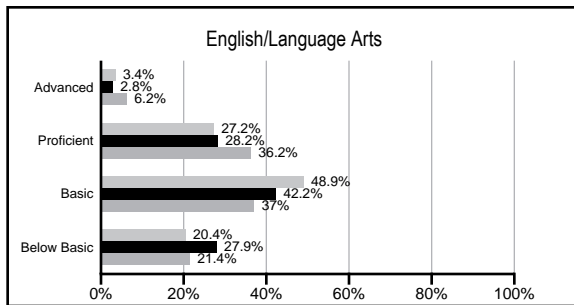
ABSOLUTE RATINGS OF ELEMENTARY SCHOOLS WITH STUDENTS LIKE OURS*

EXCELLENT	GOOD	AVERAGE	BELOW AVERAGE	AT-RISK
0	0	19	63	17

* Ratings are calculated with data available by 02/17/2009. Schools with Students like Ours are Elementary Schools with poverty indices of no more than 5% above or below the index for this school.


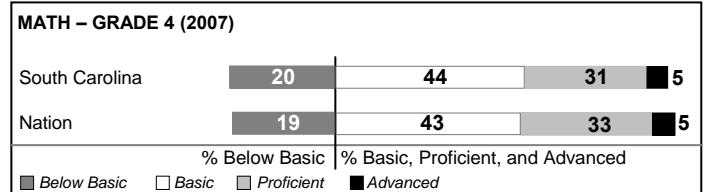
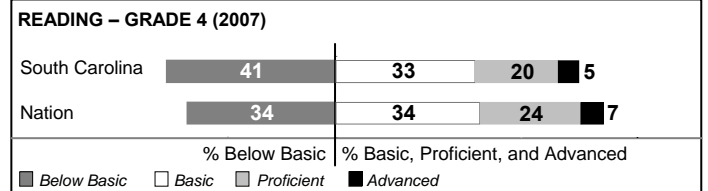
PACT PERFORMANCE

Our School Elementary Schools with Students Like Ours Elementary schools statewide



NAEP PERFORMANCE*

* Performance reported for SC and nation, data not available at school level. Percentages at NAEP Achievement Levels.



SC PERFORMANCE GOAL

2010 Goal:

By 2010, SC's student achievement will be ranked in the top half of the states nationally. To achieve this goal, we must become one of the fastest improving systems in the country.

2020 Goal: TBD

Abbreviations Key

N/A Not Applicable N/AV Not Available N/C Not Collected N/R Not Reported I/S Insufficient Sample TBD To be determined
 NI Newly Identified CSI Continuing School Improvement CA Corrective Action RP Plan to Restructure R Restructure DELAY School Improvement Status HOLD School Improvement Status

Manchester Elementary [Sumter 2]

SCHOOL PROFILE

	Our School	Change from Last Year	Elementary Schools with Students Like Ours	Median Elementary School
Students (n=537)				
Retention rate	1.9%	Down from 2.4%	3.0%	2.3%
Attendance rate	95.9%	Up from 95.2%	96.0%	96.3%
Eligible for gifted and talented	7.0%	Down from 8.6%	4.7%	10.4%
With disabilities other than speech	5.8%	Up from 5.7%	8.3%	7.5%
Out-of-school suspensions or expulsions for violent &/or criminal offenses	0.0%	Down from 0.4%	0.0%	0.0%
Teachers (n=31)				
Teachers with advanced degrees	54.8%	Down from 55.9%	53.5%	56.7%
Continuing contract teachers	87.1%	Down from 88.2%	70.7%	77.3%
Teachers with emergency or provisional certificates	0.0%	No Change	0.0%	0.0%
Teachers returning from previous year	87.2%	Down from 91.2%	83.7%	86.4%
Teacher attendance rate	95.2%	Up from 93.6%	94.9%	94.9%
Average teacher salary	\$42,798	Up 2.0%	\$44,021	\$45,345
Classes not taught by highly qualified teachers	2.7%	Up from 2.0%	0.0%	0.0%
School				
Principal's years at school	2.0	Up from 1.0	3.0	4.0
Student-teacher ratio in core subjects	19.3 to 1	Up from 19.2 to 1	16.8 to 1	18.5 to 1
Prime instructional time	90.1%	Up from 87.7%	89.2%	89.8%
Opportunities in the arts	Good	No Change	Good	Good
SACS accreditation	Yes	No Change	Yes	Yes
Character development program	Good	No Change	Excellent	Excellent
Dollars spent per pupil*	\$6,130	Down 1.6%	\$7,747	\$7,052
Percent of expenditures for instruction*	62.7%	Down from 64.5%	69.1%	69.1%
Percent of expenditures for teacher salaries*	60.4%	Up from 55.8%	62.6%	64.2%
% of AYP objectives met	100.0%		76.2%	85.7%

* Prior year audited financial data available.

EVALUATION RESULTS

	Teachers	Students*	Parents*
Number of surveys returned	29	84	47
Percent satisfied with learning environment	89.7%	89.2%	89.1%
Percent satisfied with social and physical environment	96.6%	89.3%	80.4%
Percent satisfied with school-home relations	79.3%	89.3%	84.8%

*Only students at the highest elementary school grade level at this school and their parents were included.

REPORT OF PRINCIPAL AND SCHOOL IMPROVEMENT COUNCIL

It has been quite a year at Manchester Elementary with the Back to School Fair, Red Ribbon Week, Holiday Chorus Concert at Swan Lake, Black History program, extraordinary MAP test scores, gains on the Benchmarks, awards programs, book fairs, tutoring programs, field trips, and so much more! We are able to accomplish these things because we are Manchester and Manchester Works!

We work to have students come to school prepared to learn and ready to do what they need to do to reach their goals. We work to have a school where parents support the teachers and are involved in their children's education, either by visiting and participating in our activities or by helping with homework and encouraging their children to do their personal best at all times. We work to have teachers labor to bring excellent lessons that are rigorous and relevant. We work to have support staff who assist our teachers and always look out for every child, whether it's in the cafeteria, on the bus, or just walking down the hallways.

We utilize the services of a literacy coach, a curriculum coordinator and a math coach. These specialists assist the administration in developing professional learning opportunities based on our population and needs. Opportunities have included Standards-Based Curriculum Delivery, Student Assistance, Technology-based Learning, Test Analysis, Fitness, and Brain Research. Moreover, grade-level planning and internal learning labs enhance professional collaboration and partnership.

We want our children to be good citizens so we teach them to contribute to and care for the community. Service Learning and School to Work initiatives include My Community and Me, Recycling Rangers, Safety Patrol, Shower Shaw with Cookies, Career Fair, and many Earth Day projects to beautify the environment and raise awareness. Our philanthropic effort has been mainly geared toward the American Cancer Society and the Sumter County Relay for Life, but we have also made significant donations to the Heart Association and Pennies for Patients.

We value our students and only want the very best for each one of them as we live out our mission: To prepare today's children for tomorrow's challenges. Manchester Works!

Dr. Laura M. Brown, Principal
Mrs. Miranda Sparks, School Improvement Council Chairman

Comprehensive detail, including definitions of rating, performance criteria, and explanations of status, is available on www.ed.sc.gov and www.eoc.sc.gov as well as school and school district websites.

Printed versions are available from school districts upon request.

Abbreviations Key

N/A Not Applicable N/AV Not Available N/C Not Collected N/R Not Reported I/S Insufficient Sample TBD To be determined

NI Newly Identified CSI Continuing School Improvement CA Corrective Action RP Plan to Restructure R Restructure DELAY School Improvement Status HOLD School Improvement Status