



SC Annual School Report Card Summary

High Hills Elementary

Sumter 2

Grades: 4-5

Enrollment: 456

Principal: Elizabeth C. Compton

Superintendent: Dr. J. Frank Baker

Board Chair: Mr. Larry Addison

PERFORMANCE

Comprehensive detail, including definitions of ratings, performance criteria, and explanations of status, is available on www.ed.sc.gov and www.eoc.sc.gov as well as school and school district websites. Printed versions are available from school districts upon request.

YEAR	ABSOLUTE RATING	GROWTH RATING	PALMETTO GOLD/SILVER AWARD	AYP STATUS	NCLB IMPROVEMENT STATUS
2008	Average	Below Average	TBD	Met	N/A
2007	Average	At-Risk	N/A	Met	CA-DELAY
2006	Good	Below Average	N/A	Not Met	CA

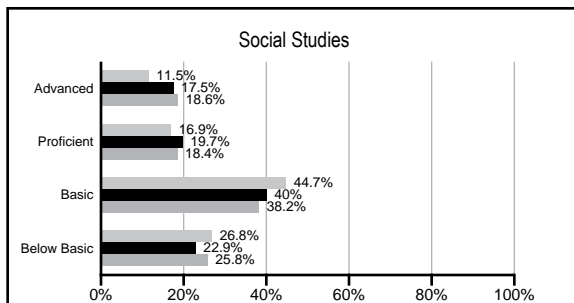
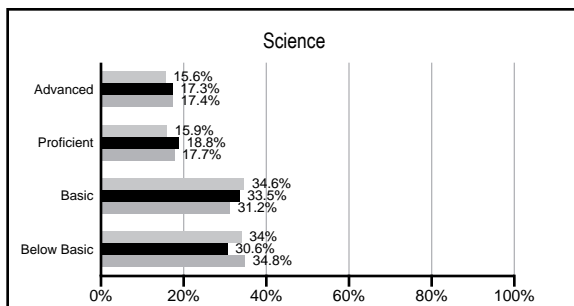
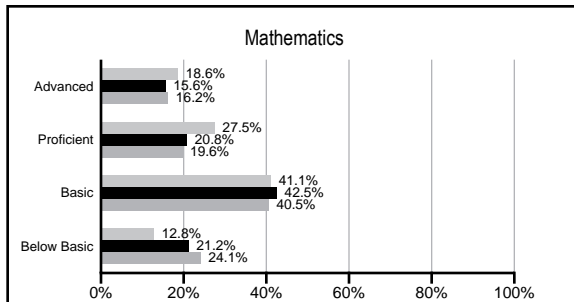
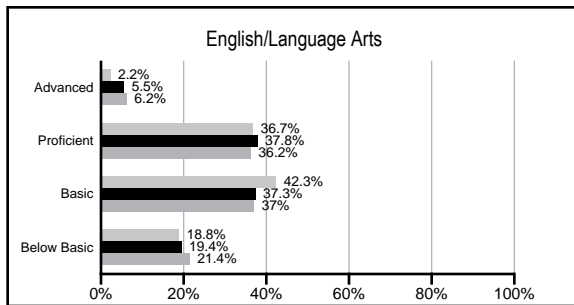
ABSOLUTE RATINGS OF ELEMENTARY SCHOOLS WITH STUDENTS LIKE OURS*

EXCELLENT	GOOD	AVERAGE	BELOW AVERAGE	AT-RISK
0	8	65	15	1

* Ratings are calculated with data available by 02/17/2009. Schools with Students like Ours are Elementary Schools with poverty indices of no more than 5% above or below the index for this school.

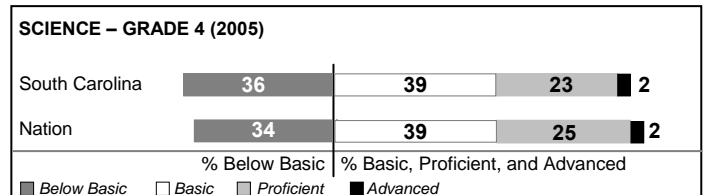
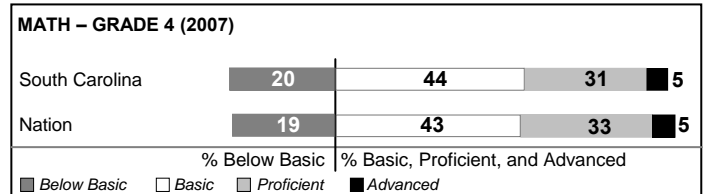
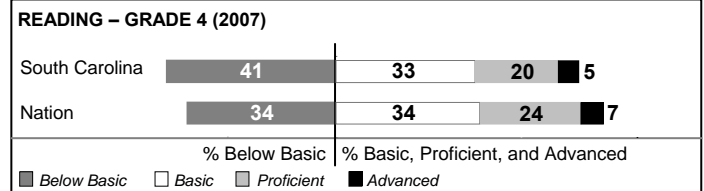
PACT PERFORMANCE

Our School
 Elementary Schools with Students Like Ours
 Elementary schools statewide



NAEP PERFORMANCE*

* Performance reported for SC and nation, data not available at school level. Percentages at NAEP Achievement Levels.



SC PERFORMANCE GOAL

2010 Goal:

By 2010, SC's student achievement will be ranked in the top half of the states nationally. To achieve this goal, we must become one of the fastest improving systems in the country.

2020 Goal: TBD

Abbreviations Key

N/A Not Applicable N/AV Not Available N/C Not Collected N/R Not Reported I/S Insufficient Sample TBD To be determined
 NI Newly Identified CSI Continuing School Improvement CA Corrective Action RP Plan to Restructure R Restructure DELAY School Improvement Status HOLD School Improvement Status

High Hills Elementary [Sumter 2]

SCHOOL PROFILE

	Our School	Change from Last Year	Elementary Schools with Students Like Ours	Median Elementary School
Students (n=456)				
Retention rate	1.0%	Down from 1.5%	2.3%	2.3%
Attendance rate	96.3%	Down from 96.5%	96.3%	96.3%
Eligible for gifted and talented	12.8%	Down from 19.0%	12.3%	10.4%
With disabilities other than speech	8.4%	Up from 8.1%	8.0%	7.5%
Out-of-school suspensions or expulsions for violent &/or criminal offenses	0.0%	Down from 0.2%	0.0%	0.0%
Teachers (n=28)				
Teachers with advanced degrees	50.0%	Up from 46.2%	56.0%	56.7%
Continuing contract teachers	46.4%	Down from 69.2%	79.1%	77.3%
Teachers with emergency or provisional certificates	0.0%	Down from 5.0%	0.0%	0.0%
Teachers returning from previous year	57.9%	Down from 63.5%	87.8%	86.4%
Teacher attendance rate	96.9%	Up from 93.1%	95.1%	94.9%
Average teacher salary	\$40,633	Up 2.9%	\$45,039	\$45,345
Classes not taught by highly qualified teachers	6.9%	Down from 10.0%	0.0%	0.0%
School				
Principal's years at school	4.0	Up from 3.0	3.0	4.0
Student-teacher ratio in core subjects	22.6 to 1	Up from 19.9 to 1	18.9 to 1	18.5 to 1
Prime instructional time	90.7%	Up from 88.1%	90.4%	89.8%
Opportunities in the arts	Good	No Change	Good	Good
SACS accreditation	Yes	No Change	Yes	Yes
Character development program	Excellent	Up from Good	Excellent	Excellent
Dollars spent per pupil*	\$6,121	Down 0.5%	\$6,470	\$7,052
Percent of expenditures for instruction*	62.8%	Down from 66.4%	69.8%	69.1%
Percent of expenditures for teacher salaries*	57.6%	Down from 61.1%	65.5%	64.2%
% of AYP objectives met	100.0%		89.5%	85.7%

* Prior year audited financial data available.

EVALUATION RESULTS

	Teachers	Students*	Parents*
Number of surveys returned	30	192	154
Percent satisfied with learning environment	86.7%	88.5%	83.2%
Percent satisfied with social and physical environment	96.7%	83.7%	78.1%
Percent satisfied with school-home relations	90.0%	90.5%	78.1%

*Only students at the highest elementary school grade level at this school and their parents were included.

REPORT OF PRINCIPAL AND SCHOOL IMPROVEMENT COUNCIL

High Hills Elementary, a Title I school, provides students in grades four and five a great place to learn. Our student enrollment is made up of military dependents from the nearby Air Force base and students from the surrounding rural community. We have a highly transient population; however, our school and district personnel, parents, community members and students work together effectively to create a positive and inviting learning environment.

Our teachers use district-wide unit plans, which address state standards and provide students with critical thinking and problem solving activities. This year, our teachers have attended a number of workshops, including Connie Prevatte's Balanced Literacy, Marilyn Burns' Math Solutions, and Chris Tovani's Comprehending Content. Our curriculum coordinator led a book study, Building Academic Vocabulary by Robert Marzano, to assist teachers in addressing the needs of their students. Our language arts teachers are also in a literacy class, which offers various approaches to teaching reading strategies and our mathematics teachers work with the math coach for weekly planning. We continue to utilize educational research and test data to focus on programs that will help increase student achievement. We have an enrichment teacher to work with students in small groups to address our weaknesses in English/language arts. Our weekly schedule also includes programs such as Accelerated Reader and computer lab. The child study team, academic plans, volunteers, and parenting workshops are examples of other programs in place to meet the needs of students at High Hills.

Although our school goal of every child scoring proficient or advanced on the PACT has not yet been attained, our students have made progress in all subject areas. We will continue to utilize research, involve our parents and community members, and focus on appropriate academic planning and instruction to improve the achievement of each child attending High Hills Elementary School.

Elizabeth Compton, Principal
Brenda Witherspoon, School Improvement Council Chairperson

Comprehensive detail, including definitions of rating, performance criteria, and explanations of status, is available on www.ed.sc.gov and www.eoc.sc.gov as well as school and school district websites.

Printed versions are available from school districts upon request.

Abbreviations Key

N/A Not Applicable N/AV Not Available N/C Not Collected N/R Not Reported I/S Insufficient Sample TBD To be determined
NI Newly Identified CSI Continuing School Improvement CA Corrective Action RP Plan to Restructure R Restructure DELAY School Improvement Status HOLD School Improvement Status