



SC Annual School Report Card Summary

R E Davis Elementary

Sumter 2

Grades: PK-5

Enrollment: 361

Principal: Anne McFadden

Superintendent: Dr. J. Frank Baker

Board Chair: Mr. Larry Addison

PERFORMANCE

Comprehensive detail, including definitions of ratings, performance criteria, and explanations of status, is available on www.ed.sc.gov and www.eoc.sc.gov as well as school and school district websites. Printed versions are available from school districts upon request.

YEAR	ABSOLUTE RATING	GROWTH RATING	PALMETTO GOLD/SILVER AWARD	AYP STATUS	NCLB IMPROVEMENT STATUS
2008	At-Risk	At-Risk	TBD	Not Met	NI
2007	At-Risk	At-Risk	N/A	Not Met	N/A
2006	Below Average	At-Risk	Silver	Met	N/A

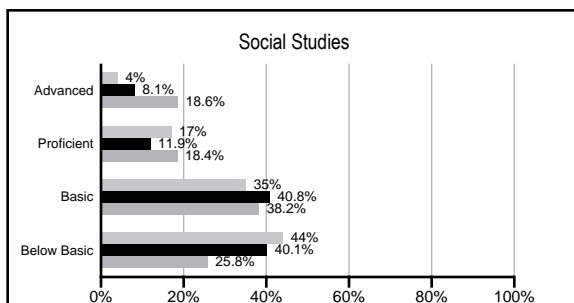
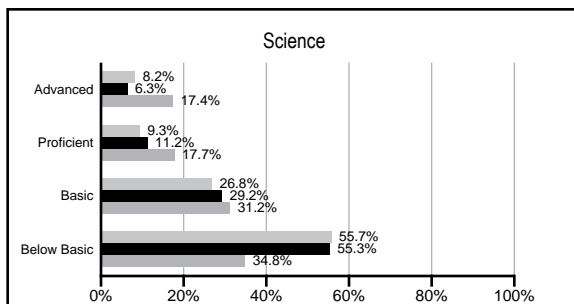
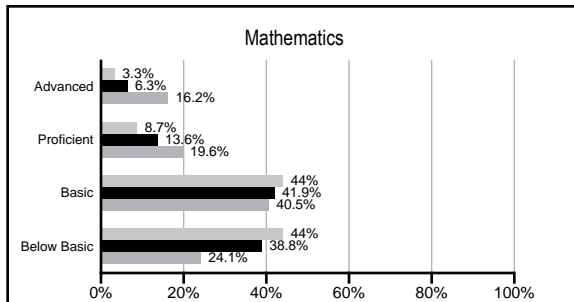
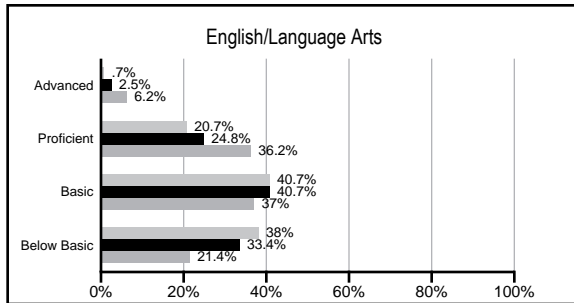
ABSOLUTE RATINGS OF ELEMENTARY SCHOOLS WITH STUDENTS LIKE OURS*

EXCELLENT	GOOD	AVERAGE	BELOW AVERAGE	AT-RISK
0	4	6	49	61

* Ratings are calculated with data available by 02/17/2009. Schools with Students like Ours are Elementary Schools with poverty indices of no more than 5% above or below the index for this school.


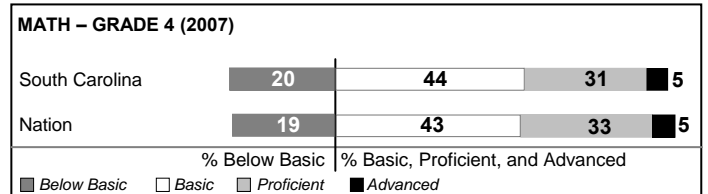
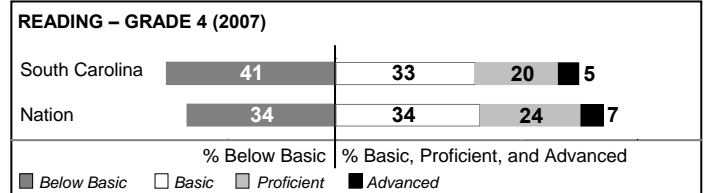
PACT PERFORMANCE

Our School Elementary Schools with Students Like Ours Elementary schools statewide



NAEP PERFORMANCE*

* Performance reported for SC and nation, data not available at school level. Percentages at NAEP Achievement Levels.



SC PERFORMANCE GOAL

2010 Goal:

By 2010, SC's student achievement will be ranked in the top half of the states nationally. To achieve this goal, we must become one of the fastest improving systems in the country.

2020 Goal: TBD

Abbreviations Key

N/A Not Applicable N/AV Not Available N/C Not Collected N/R Not Reported I/S Insufficient Sample TBD To be determined
 NI Newly Identified CSI Continuing School Improvement CA Corrective Action RP Plan to Restructure R Restructure DELAY School Improvement Status HOLD School Improvement Status

R E Davis Elementary [Sumter 2]

SCHOOL PROFILE

	Our School	Change from Last Year	Elementary Schools with Students Like Ours	Median Elementary School
Students (n=361)				
Retention rate	0.9%	Down from 2.7%	3.1%	2.3%
Attendance rate	96.8%	Up from 95.9%	96.0%	96.3%
Eligible for gifted and talented	2.3%	Down from 3.8%	2.9%	10.4%
With disabilities other than speech	7.8%	Down from 10.5%	7.8%	7.5%
Out-of-school suspensions or expulsions for violent &/or criminal offenses	0.0%	Down from 0.5%	0.0%	0.0%
Teachers (n=29)				
Teachers with advanced degrees	58.6%	Up from 50.0%	54.0%	56.7%
Continuing contract teachers	51.7%	Down from 53.1%	69.0%	77.3%
Teachers with emergency or provisional certificates	0.0%	No Change	0.0%	0.0%
Teachers returning from previous year	66.5%	Down from 66.8%	82.7%	86.4%
Teacher attendance rate	95.7%	No Change	95.0%	94.9%
Average teacher salary	\$40,313	Up 6.0%	\$43,916	\$45,345
Classes not taught by highly qualified teachers	4.1%	Down from 9.0%	0.8%	0.0%
School				
Principal's years at school	2.0	Up from 1.0	3.0	4.0
Student-teacher ratio in core subjects	16.5 to 1	Up from 15.8 to 1	16.5 to 1	18.5 to 1
Prime instructional time	92.0%	Up from 91.1%	89.3%	89.8%
Opportunities in the arts	Good	No Change	Good	Good
SACS accreditation	Yes	No Change	Yes	Yes
Character development program	Good	Down from Excellent	Excellent	Excellent
Dollars spent per pupil*	\$8,763	Down 6.6%	\$8,217	\$7,052
Percent of expenditures for instruction*	69.9%	Down from 71.7%	68.5%	69.1%
Percent of expenditures for teacher salaries*	65.1%	Down from 66.6%	60.8%	64.2%
% of AYP objectives met	53.8%		69.2%	85.7%

* Prior year audited financial data available.

REPORT OF PRINCIPAL AND SCHOOL IMPROVEMENT COUNCIL

R.E. Davis Elementary School is committed to improving student achievement for all students. Our staff is dedicated and highly trained in a variety of instructional strategies to ensure that each child gets the individual attention needed to succeed. In 2006, R. E. Davis received the Palmetto Silver Award for improvement on the state Palmetto Achievement Challenge Test. R.E. Davis has been showcased by the state for its achievement.

The curriculum is driven by the utilization of the South Carolina Curriculum Standards. The district's instructional unit plans provide students with distinct opportunities to learn in all subjects. Our school-wide theme, "Literacy: The Path to Excellence," serves as the driving force for our meeting and exceeding state standards.

Through the use of computers in the classrooms and our computer lab, students in all grades are exposed to concepts and skills necessary to succeed in the 21st century. Our students receive hands-on technology training, use manipulatives, and participate in cooperative learning activities that prepare them for the world of work and beyond.

Our teachers work hard to instill a sense of character and pride that will enable all of our students to succeed. Opportunities are given to students to have non-academic experiences that enhance their knowledge of people, places, and things they have never seen. Partnerships have been established with people in the community to provide role models for all students. All segments of the school community work hard to ensure that our students learn in a literacy-rich environment, which is conducive to learning.

Anne McFadden, Principal
Dale Gibson, School Improvement Council Chairperson

EVALUATION RESULTS

	Teachers	Students*	Parents*
Number of surveys returned	31	48	42
Percent satisfied with learning environment	61.3%	72.9%	78.6%
Percent satisfied with social and physical environment	74.2%	64.6%	73.8%
Percent satisfied with school-home relations	63.3%	79.2%	78.6%

*Only students at the highest elementary school grade level at this school and their parents were included.

Comprehensive detail, including definitions of rating, performance criteria, and explanations of status, is available on www.ed.sc.gov and www.eoc.sc.gov as well as school and school district websites.

Printed versions are available from school districts upon request.

Abbreviations Key

N/A Not Applicable N/AV Not Available N/C Not Collected N/R Not Reported I/S Insufficient Sample TBD To be determined
NI Newly Identified CSI Continuing School Improvement CA Corrective Action RP Plan to Restructure R Restructure DELAY School Improvement Status HOLD School Improvement Status