



# SC Annual School Report Card Summary

Cherryvale Elementary

Sumter 2

Grades: PK-5

Enrollment: 534

Principal: Jeannie Pressley

Superintendent: Dr. J. Frank Baker

Board Chair: Mr. Larry Addison

## PERFORMANCE

Comprehensive detail, including definitions of ratings, performance criteria, and explanations of status, is available on [www.ed.sc.gov](http://www.ed.sc.gov) and [www.eoc.sc.gov](http://www.eoc.sc.gov) as well as school and school district websites. Printed versions are available from school districts upon request.

YEAR	ABSOLUTE RATING	GROWTH RATING	PALMETTO GOLD/SILVER AWARD	AYP STATUS	NCLB IMPROVEMENT STATUS
2008	Below Average	Below Average	TBD	Not Met	CSI
2007	Below Average	At-Risk	Silver	Not Met	NI
2006	Below Average	Good	N/A	Not Met	N/A

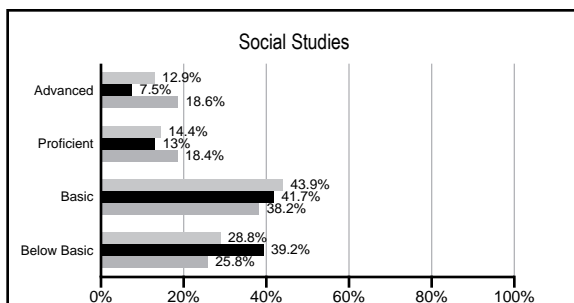
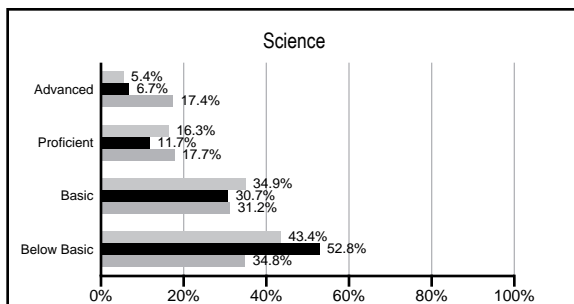
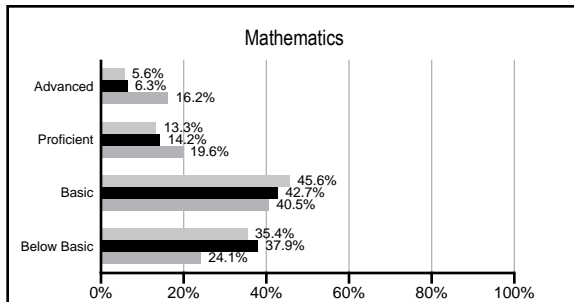
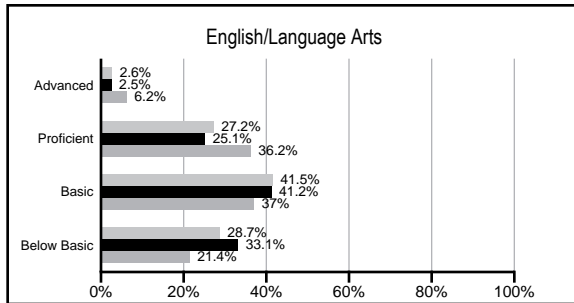
## ABSOLUTE RATINGS OF ELEMENTARY SCHOOLS WITH STUDENTS LIKE OURS\*

EXCELLENT	GOOD	AVERAGE	BELOW AVERAGE	AT-RISK
0	0	10	60	54

\* Ratings are calculated with data available by 02/17/2009. Schools with Students like Ours are Elementary Schools with poverty indices of no more than 5% above or below the index for this school.


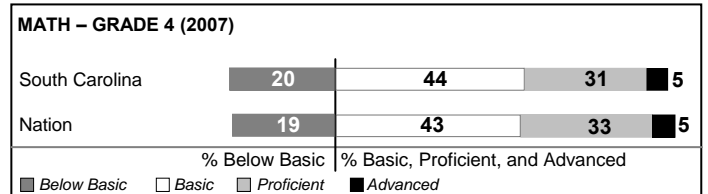
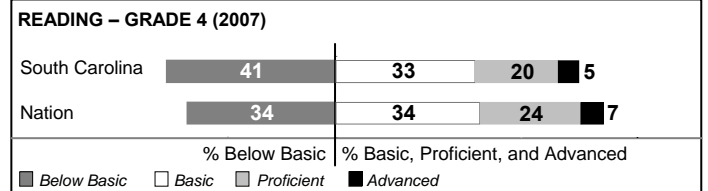
## PACT PERFORMANCE

Our School
  Elementary Schools with Students Like Ours
  Elementary schools statewide



## NAEP PERFORMANCE\*

\* Performance reported for SC and nation, data not available at school level. Percentages at NAEP Achievement Levels.



## SC PERFORMANCE GOAL

2010 Goal:

*By 2010, SC's student achievement will be ranked in the top half of the states nationally. To achieve this goal, we must become one of the fastest improving systems in the country.*

2020 Goal: TBD

### Abbreviations Key

N/A Not Applicable N/AV Not Available N/C Not Collected N/R Not Reported I/S Insufficient Sample TBD To be determined

NI Newly Identified CSI Continuing School Improvement CA Corrective Action RP Plan to Restructure R Restructure DELAY School Improvement Status HOLD School Improvement Status

# Cherryvale Elementary [Sumter 2]

## SCHOOL PROFILE

	Our School	Change from Last Year	Elementary Schools with Students Like Ours	Median Elementary School
<b>Students (n=534)</b>				
Retention rate	6.1%	Down from 6.7%	3.0%	2.3%
Attendance rate	95.8%	No Change	96.0%	96.3%
Eligible for gifted and talented	3.4%	Down from 5.5%	3.8%	10.4%
With disabilities other than speech	16.5%	Up from 11.4%	7.9%	7.5%
Out-of-school suspensions or expulsions for violent &/or criminal offenses	0.0%	Down from 0.4%	0.0%	0.0%
<b>Teachers (n=36)</b>				
Teachers with advanced degrees	55.6%	Down from 62.2%	54.8%	56.7%
Continuing contract teachers	66.7%	Down from 70.3%	70.3%	77.3%
Teachers with emergency or provisional certificates	3.4%	Down from 10.0%	0.0%	0.0%
Teachers returning from previous year	79.2%	Down from 82.5%	83.5%	86.4%
Teacher attendance rate	94.9%	Down from 95.4%	95.0%	94.9%
Average teacher salary	\$39,637	Up 4.4%	\$43,988	\$45,345
Classes not taught by highly qualified teachers	7.2%	Up from 4.7%	0.5%	0.0%
<b>School</b>				
Principal's years at school	2.0	Up from 1.0	3.0	4.0
Student-teacher ratio in core subjects	21.0 to 1	Up from 18.2 to 1	16.8 to 1	18.5 to 1
Prime instructional time	89.6%	Down from 89.9%	89.2%	89.8%
Opportunities in the arts	Good	No Change	Good	Good
SACS accreditation	Yes	No Change	Yes	Yes
Character development program	Good	Down from Excellent	Excellent	Excellent
Dollars spent per pupil*	\$7,052	Up 6.5%	\$7,884	\$7,052
Percent of expenditures for instruction*	68.5%	Up from 67.4%	69.1%	69.1%
Percent of expenditures for teacher salaries*	62.9%	Up from 59.7%	62.8%	64.2%
% of AYP objectives met	71.4%		73.7%	85.7%

\* Prior year audited financial data available.

## EVALUATION RESULTS

	Teachers	Students*	Parents*
Number of surveys returned	28	68	43
Percent satisfied with learning environment	60.7%	71.2%	76.7%
Percent satisfied with social and physical environment	82.1%	75.0%	80.0%
Percent satisfied with school-home relations	37.0%	73.5%	71.4%

\*Only students at the highest elementary school grade level at this school and their parents were included.

## REPORT OF PRINCIPAL AND SCHOOL IMPROVEMENT COUNCIL

Cherryvale Elementary School is committed to improving student achievement by holding high expectations for all students. Our curriculum continues to be standards-driven with the staff receiving continuous opportunities for staff development training in Best Practices. This year, we focused on increasing our math skills and strengthening our literacy program. Teachers were provided the opportunity to participate in a literacy study group and various math workshops. Teachers also received training that involved utilization of Project Read, Calendar Math, and Teaching American History.

Many of our students take advantage of our after-school program and morning study groups. During this time, teachers provide enrichment activities to reinforce and challenge student learning. Content covered is based on the needs of the students. Benchmark tests, MAP scores, and PACT results aid us in determining the individual and/or class areas of weakness.

Parents have been actively involved in school activities such as Family Reading Night, Write Night, Science Night, and Winter Wonderland Festival. Parents are also offered training and materials for working with their child through our Parent Resource Center. Topics covered include reading, math, science, and social studies. The media center is available for parents to search websites and print materials that can be used if no computer is available in the home.

To ensure that we continue to provide the best for our students, our site based planning team reviews our school plan each year and makes recommendation for modifications. The plan is shared with our Title I committee, School Improvement committee, parents, and community members to receive suggestions from them as well.

Our students come to school at many different academic levels and have various social and emotional needs. We are proud to have a staff that works so diligently to address the needs of each individual student. We are looking forward to another year of Learning with Love and Laughter.

Jeannie Pressley, Principal  
Ruth Murray, School Improvement Council Chairperson

Comprehensive detail, including definitions of rating, performance criteria, and explanations of status, is available on [www.ed.sc.gov](http://www.ed.sc.gov) and [www.eoc.sc.gov](http://www.eoc.sc.gov) as well as school and school district websites.

Printed versions are available from school districts upon request.

### Abbreviations Key

N/A Not Applicable N/AV Not Available N/C Not Collected N/R Not Reported I/S Insufficient Sample TBD To be determined

NI Newly Identified CSI Continuing School Improvement CA Corrective Action RP Plan to Restructure R Restructure DELAY School Improvement Status HOLD School Improvement Status