



SC Annual School Report Card Summary

**Pine Street Elementary
Spartanburg 7**
Grades: PK-6 Enrollment: 762
Principal: Anne Chapman-Jeter
Superintendent: Dr. Thomas D. White, Jr.
Board Chair: Conrad C. Hurst, III

PERFORMANCE

Comprehensive detail, including definitions of ratings, performance criteria, and explanations of status, is available on www.ed.sc.gov and www.eoc.sc.gov as well as school and school district websites. Printed versions are available from school districts upon request.

YEAR	ABSOLUTE RATING	GROWTH RATING	PALMETTO GOLD/SILVER AWARD	AYP STATUS	NCLB IMPROVEMENT STATUS
2008	Excellent	Excellent	TBD	Not Met	N/A
2007	Excellent	Good	Gold	Met	N/A
2006	Excellent	Excellent	Gold	Met	N/A

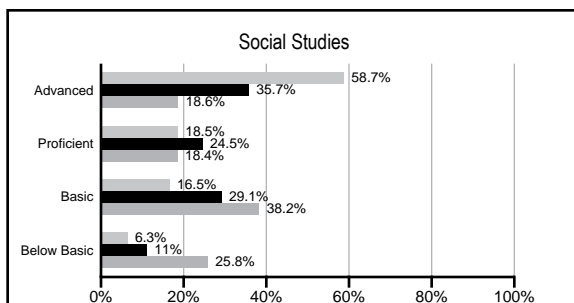
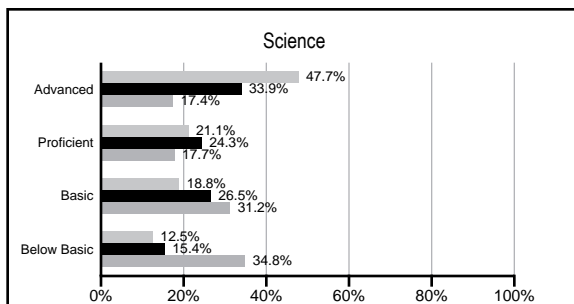
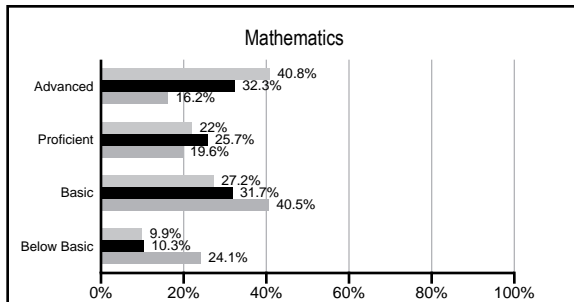
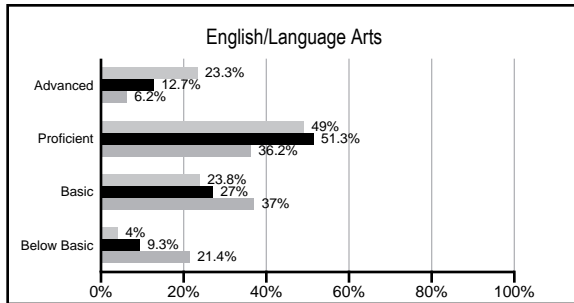
ABSOLUTE RATINGS OF ELEMENTARY SCHOOLS WITH STUDENTS LIKE OURS*

EXCELLENT	GOOD	AVERAGE	BELOW AVERAGE	AT-RISK
7	22	3	0	0

* Ratings are calculated with data available by 02/17/2009. Schools with Students like Ours are Elementary Schools with poverty indices of no more than 5% above or below the index for this school.

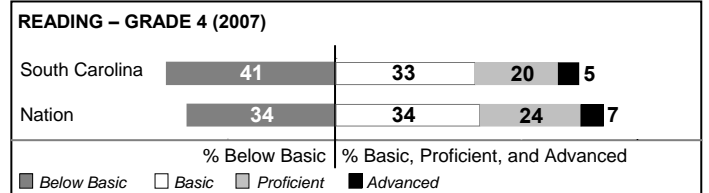
PACT PERFORMANCE

Our School
 Elementary Schools with Students Like Ours
 Elementary schools statewide



NAEP PERFORMANCE*

* Performance reported for SC and nation, data not available at school level. Percentages at NAEP Achievement Levels.



SC PERFORMANCE GOAL

2010 Goal:

By 2010, SC's student achievement will be ranked in the top half of the states nationally. To achieve this goal, we must become one of the fastest improving systems in the country.

2020 Goal: TBD

Abbreviations Key

N/A Not Applicable N/AV Not Available N/C Not Collected N/R Not Reported I/S Insufficient Sample TBD To be determined
 NI Newly Identified CSI Continuing School Improvement CA Corrective Action RP Plan to Restructure R Restructure DELAY School Improvement Status HOLD School Improvement Status

Pine Street Elementary [Spartanburg 7]

SCHOOL PROFILE

	Our School	Change from Last Year	Elementary Schools with Students Like Ours	Median Elementary School
Students (n=762)				
Retention rate	0.9%	Down from 1.0%	1.0%	2.3%
Attendance rate	96.7%	Up from 96.6%	97.0%	96.3%
Eligible for gifted and talented	45.3%	Down from 48.0%	26.0%	10.4%
With disabilities other than speech	5.7%	Down from 5.8%	5.8%	7.5%
Out-of-school suspensions or expulsions for violent &/or criminal offenses	0.0%	No Change	0.0%	0.0%
Teachers (n=53)				
Teachers with advanced degrees	69.8%	Up from 67.9%	60.4%	56.7%
Continuing contract teachers	86.8%	Down from 87.5%	78.9%	77.3%
Teachers with emergency or provisional certificates	0.0%	No Change	0.0%	0.0%
Teachers returning from previous year	88.7%	Down from 91.9%	87.7%	86.4%
Teacher attendance rate	95.5%	Up from 93.6%	95.1%	94.9%
Average teacher salary	\$50,483	Up 3.0%	\$46,744	\$45,345
Classes not taught by highly qualified teachers	0.0%	Down from 1.4%	0.0%	0.0%
School				
Principal's years at school	24.0	Up from 23.0	5.5	4.0
Student-teacher ratio in core subjects	18.1 to 1	Up from 16.6 to 1	19.6 to 1	18.5 to 1
Prime instructional time	90.5%	Up from 89.1%	90.4%	89.8%
Opportunities in the arts	Excellent	No Change	Good	Good
SACS accreditation	Yes	No Change	Yes	Yes
Character development program	Good	No Change	Excellent	Excellent
Dollars spent per pupil*	\$6,953	Down 3.9%	\$6,581	\$7,052
Percent of expenditures for instruction*	76.2%	Up from 68.9%	73.3%	69.1%
Percent of expenditures for teacher salaries*	74.0%	Up from 65.3%	65.3%	64.2%
% of AYP objectives met	88.2%		88.9%	85.7%

* Prior year audited financial data available.

EVALUATION RESULTS

	Teachers	Students*	Parents*
Number of surveys returned	59	78	41
Percent satisfied with learning environment	100.0%	96.1%	92.7%
Percent satisfied with social and physical environment	98.3%	94.9%	95.1%
Percent satisfied with school-home relations	100.0%	92.3%	92.5%

*Only students at the highest elementary school grade level at this school and their parents were included.

REPORT OF PRINCIPAL AND SCHOOL IMPROVEMENT COUNCIL

The 2007-2008 school year at Pine Street was another safe, successful, and productive year. We were the only elementary school in Spartanburg County to receive a grade of "Excellent" on the State Report Card, as well as meet all 19 of our AYP goals. Additionally, we were awarded \$16,700 as a Palmetto Gold Award winner. Ten teachers are now National Board Certified, and 100% of our faculty is considered highly qualified. Mrs. Jane Abbott was selected as our Teacher of the Year for 2008-2009. Ms. Samoria Roundtree represented Spartanburg School District 7 at Leadership Spartanburg. Ms. Christie Smith received a \$500 Champion of the Environment Award and was awarded \$1,600 for two Junior League Grants. Ms. Susan Woodham was the recipient of the 2008 Converse College Career Achievement Award, and she and Mrs. Mary Koutroulias submitted grants and received approximately \$27,000 for Pine Street. The International Council for Exceptional Children recognized Mrs. Jennifer Calderone, Outstanding Special Educator for the Upstate, and Mrs. Mary Pell, Outstanding Regular Education Teacher of the Year.

Our students distinguished themselves in numerous academic and extracurricular activities. Fifty-four percent of our students participated in our district Gifted and Talented program. Sixty-five percent of our sixth grade students received the Presidential Academic Excellence Award, and thirty-six of our sixth grade students participated in the Elementary Honors Band or Orchestra. Three of our talented fifth grade students participated in the SC State Elementary Honor Choir. A Pine Street fifth grade student represented our district in the Lt. Governor's Essay contest, and a Pine Street sixth grader received the 2008 Governor's Citizenship Award. Each month, thirty-five of our students were recognized by the Kiwanis Club's Terrific Kids program.

To promote wellness and safety this year, our students had opportunities to participate in our after school walking club, running club, dance club, and our newly formed Girls on the Run club. Over 1,000 students and parents participated in our annual Walk Your Child to School Day, and approximately 150 parents and students rode their bikes on our second annual Bike to School Day. Pine Street School applied for and was awarded a \$200,000 grant from the Safe Routes to School Program. The federal money will be spent to improve pedestrian and cyclist safety in the Converse Heights neighborhood. During the school year teachers and students collected funds for the American Heart Association and the March of Dimes. A special fund was collected for the Shepherd Center Pet Therapy Program honoring a former Pine Street student. Our PTO provided a Back to School BBQ, Artist in Residence Program, Book Swap, tutoring program, talent show, and financial support for all school activities and programs. The School Improvement Council focused on fundraising, student health, technology, and school safety.

Pine Street School is very fortunate to have such a wonderful family of students, parents, staff, and community members to make us "That Special Place." As always, thank you for your support.

Thomas M. Stokes, Principal

Comprehensive detail, including definitions of rating, performance criteria, and explanations of status, is available on www.ed.sc.gov and www.eoc.sc.gov as well as school and school district websites.

Printed versions are available from school districts upon request.

Abbreviations Key

N/A Not Applicable N/AV Not Available N/C Not Collected N/R Not Reported I/S Insufficient Sample TBD To be determined

NI Newly Identified CSI Continuing School Improvement CA Corrective Action RP Plan to Restructure R Restructure DELAY School Improvement Status HOLD School Improvement Status