



SC Annual School Report Card Summary

**Houston Elementary
Spartanburg 7**
Grades: PK-6 Enrollment: 335
Principal: Thomas Stokes
Superintendent: Dr. Thomas D. White, Jr.
Board Chair: Conrad C. Hurst, III

PERFORMANCE

Comprehensive detail, including definitions of ratings, performance criteria, and explanations of status, is available on www.ed.sc.gov and www.eoc.sc.gov as well as school and school district websites. Printed versions are available from school districts upon request.

YEAR	ABSOLUTE RATING	GROWTH RATING	PALMETTO GOLD/SILVER AWARD	AYP STATUS	NCLB IMPROVEMENT STATUS
2008	Average	Good	TBD	Not Met	N/A
2007	Average	Below Average	Silver	Met	N/A
2006	Below Average	Good	N/A	Met	N/A

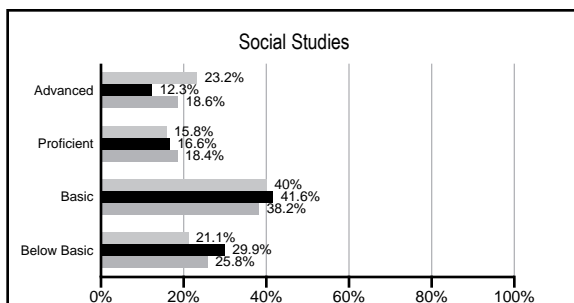
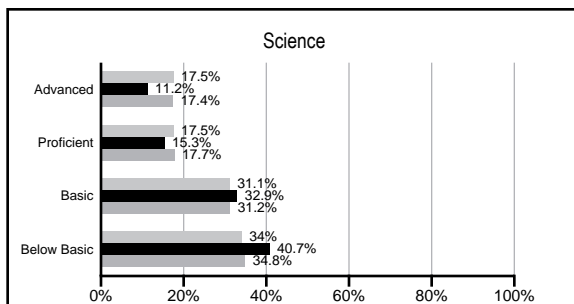
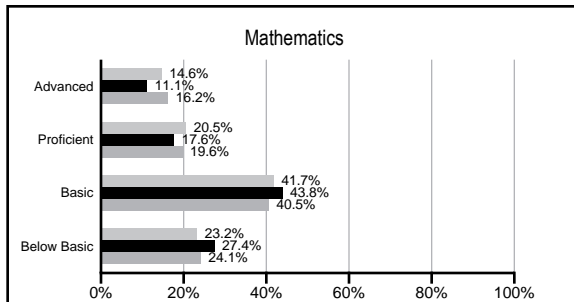
ABSOLUTE RATINGS OF ELEMENTARY SCHOOLS WITH STUDENTS LIKE OURS*

EXCELLENT	GOOD	AVERAGE	BELOW AVERAGE	AT-RISK
0	1	30	56	3

* Ratings are calculated with data available by 02/17/2009. Schools with Students like Ours are Elementary Schools with poverty indices of no more than 5% above or below the index for this school.

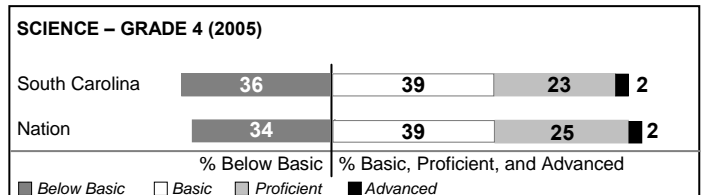

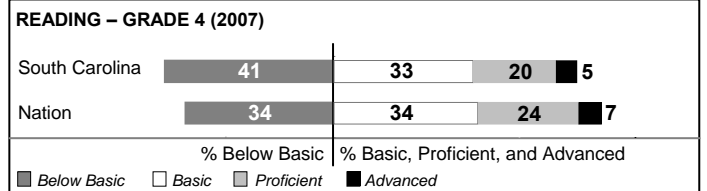
PACT PERFORMANCE

Our School
 Elementary Schools with Students Like Ours
 Elementary schools statewide



NAEP PERFORMANCE*

* Performance reported for SC and nation, data not available at school level. Percentages at NAEP Achievement Levels.



SC PERFORMANCE GOAL

2010 Goal:

By 2010, SC's student achievement will be ranked in the top half of the states nationally. To achieve this goal, we must become one of the fastest improving systems in the country.

2020 Goal: TBD

Abbreviations Key

N/A Not Applicable N/AV Not Available N/C Not Collected N/R Not Reported I/S Insufficient Sample TBD To be determined
 NI Newly Identified CSI Continuing School Improvement CA Corrective Action RP Plan to Restructure R Restructure DELAY School Improvement Status HOLD School Improvement Status

Houston Elementary [Spartanburg 7]

SCHOOL PROFILE

	Our School	Change from Last Year	Elementary Schools with Students Like Ours	Median Elementary School
Students (n=335)				
Retention rate	2.5%	Up from 1.8%	2.9%	2.3%
Attendance rate	96.1%	Up from 95.6%	96.0%	96.3%
Eligible for gifted and talented	13.3%	Down from 15.3%	6.8%	10.4%
With disabilities other than speech	9.0%	Up from 7.2%	8.7%	7.5%
Out-of-school suspensions or expulsions for violent &/or criminal offenses	0.0%	No Change	0.0%	0.0%
Teachers (n=28)				
Teachers with advanced degrees	64.3%	Down from 71.9%	54.2%	56.7%
Continuing contract teachers	78.6%	Up from 68.8%	76.5%	77.3%
Teachers with emergency or provisional certificates	0.0%	No Change	0.0%	0.0%
Teachers returning from previous year	71.2%	Down from 77.9%	86.0%	86.4%
Teacher attendance rate	93.1%	Down from 94.3%	94.6%	94.9%
Average teacher salary	\$48,316	Up 5.7%	\$44,586	\$45,345
Classes not taught by highly qualified teachers	0.0%	No Change	0.0%	0.0%
School				
Principal's years at school	1.0	Down from 11.0	4.0	4.0
Student-teacher ratio in core subjects	15.2 to 1	Up from 14.9 to 1	18.2 to 1	18.5 to 1
Prime instructional time	88.0%	Up from 87.6%	88.9%	89.8%
Opportunities in the arts	Good	No Change	Good	Good
SACS accreditation	Yes	No Change	Yes	Yes
Character development program	Good	No Change	Excellent	Excellent
Dollars spent per pupil*	\$9,662	Up 9.1%	\$7,363	\$7,052
Percent of expenditures for instruction*	65.9%	Up from 64.1%	69.1%	69.1%
Percent of expenditures for teacher salaries*	63.9%	Up from 61.2%	63.8%	64.2%
% of AYP objectives met	94.1%		76.9%	85.7%

* Prior year audited financial data available.

EVALUATION RESULTS

	Teachers	Students*	Parents*
Number of surveys returned	34	33	29
Percent satisfied with learning environment	81.8%	60.6%	72.4%
Percent satisfied with social and physical environment	97.1%	81.8%	72.4%
Percent satisfied with school-home relations	70.6%	87.9%	75.9%

*Only students at the highest elementary school grade level at this school and their parents were included.

REPORT OF PRINCIPAL AND SCHOOL IMPROVEMENT COUNCIL

Houston Elementary has had a year of change. We have implemented the Teacher Advancement Program (TAP). This program has enabled the school to implement weekly staff development focused on the educational needs of our student population. We have strived to teach strategies to the students for them to continually apply in all areas of their learning. TAP has also helped the teachers to refine our practices and grow as learners through nationally researched best practices.

We have provided many incentives and learning opportunities for our students with the support and involvement from our parents, volunteers, and business partners. Spartanburg High School Service Learning Students and Helping Hands Volunteers provided countless hours tutoring and individualized student assistance. The Healing Touch, Hardee's, Applebee's, McDonald's, Chick-fil-A, Mamma Shack's, and Pizza Hut all provided numerous achievement prizes and much needed school supplies for our students. The PTO provided books for all students to read during the summer and discuss in schoolwide book clubs the night of PTO open house. These invaluable gifts demonstrate the appreciation and dedication our community has for the hard work of our staff and children.

We believe it is our responsibility to prepare our students to be productive citizens and to expose them to the world beyond the classroom. Our students have participated in giving back to the community through performing concerts and gift giving in the area nursing homes; service learning projects including Zig the Pig, which helps care for families in South Carolina who face pediatric cancer; writing letters of encouragement to our troops serving in the military; and providing care packages for troops in Iraq and Afghanistan.

We also provide our students with field trips designed to enrich the students culturally and educationally. We have visited the public library, state museum, the zoo, businesses, a Renaissance festival, Camp Greenville, Barrier Island Environmental Education Camp, and Charleston. All of these trips are available to all of our students, thanks to our PTO, fundraisers, and donations from members of the community.

We encourage parents and the community to take an active role in the education of our students at Houston. They are our legacy and our hope for the future!

Eric Mathison, Principal
Sally Richards, SIC Chairperson

Comprehensive detail, including definitions of rating, performance criteria, and explanations of status, is available on www.ed.sc.gov and www.eoc.sc.gov as well as school and school district websites.

Printed versions are available from school districts upon request.

Abbreviations Key

N/A Not Applicable N/AV Not Available N/C Not Collected N/R Not Reported I/S Insufficient Sample TBD To be determined
NI Newly Identified CSI Continuing School Improvement CA Corrective Action RP Plan to Restructure R Restructure DELAY School Improvement Status HOLD School Improvement Status