



SC Annual School Report Card Summary

Cleveland Elementary
Spartanburg 7
Grades: PK-6 Enrollment: 471
Principal: Audrey Grant
Superintendent: Dr. Thomas D. White, Jr.
Board Chair: Conrad C. Hurst, III

PERFORMANCE

Comprehensive detail, including definitions of ratings, performance criteria, and explanations of status, is available on www.ed.sc.gov and www.eoc.sc.gov as well as school and school district websites. Printed versions are available from school districts upon request.

YEAR	ABSOLUTE RATING	GROWTH RATING	PALMETTO GOLD/SILVER AWARD	AYP STATUS	NCLB IMPROVEMENT STATUS
2008	At-Risk	At-Risk	TBD	Not Met	CSI
2007	At-Risk	Below Average	N/A	Not Met	NI
2006	At-Risk	Below Average	N/A	Not Met	N/A

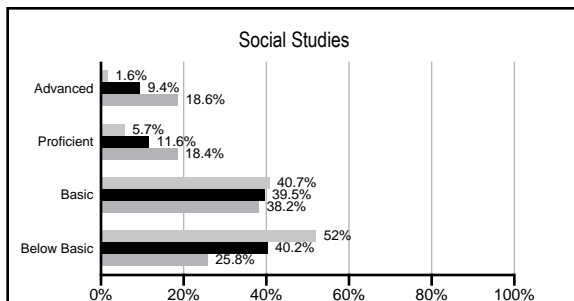
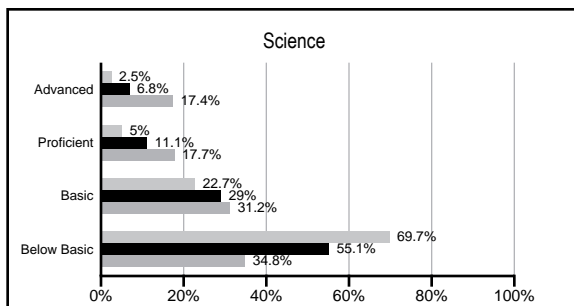
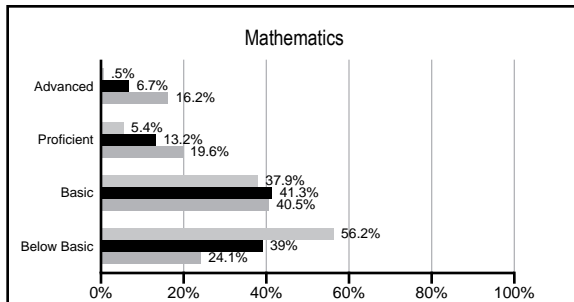
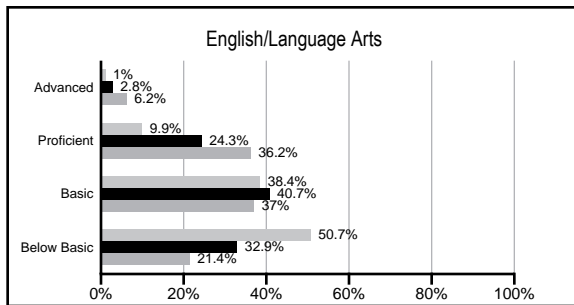
ABSOLUTE RATINGS OF ELEMENTARY SCHOOLS WITH STUDENTS LIKE OURS*

EXCELLENT	GOOD	AVERAGE	BELOW AVERAGE	AT-RISK
0	4	2	19	29

* Ratings are calculated with data available by 02/17/2009. Schools with Students like Ours are Elementary Schools with poverty indices of no more than 5% above or below the index for this school.

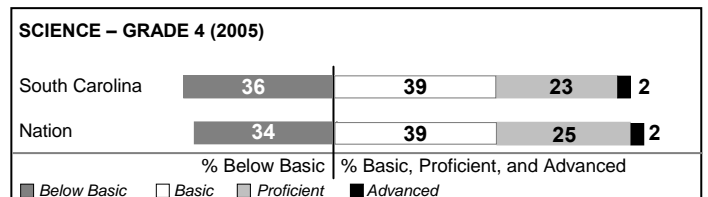
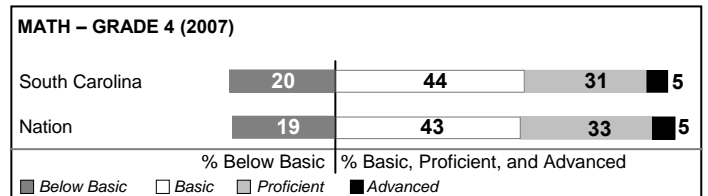

PACT PERFORMANCE

Our School Elementary Schools with Students Like Ours Elementary schools statewide



NAEP PERFORMANCE*

* Performance reported for SC and nation, data not available at school level. Percentages at NAEP Achievement Levels.



SC PERFORMANCE GOAL

2010 Goal:
By 2010, SC's student achievement will be ranked in the top half of the states nationally. To achieve this goal, we must become one of the fastest improving systems in the country.

2020 Goal: TBD

Abbreviations Key

N/A Not Applicable N/AV Not Available N/C Not Collected N/R Not Reported I/S Insufficient Sample TBD To be determined
NI Newly Identified CSI Continuing School Improvement CA Corrective Action RP Plan to Restructure R Restructure DELAY School Improvement Status HOLD School Improvement Status

Cleveland Elementary [Spartanburg 7]

SCHOOL PROFILE

	Our School	Change from Last Year	Elementary Schools with Students Like Ours	Median Elementary School
Students (n=471)				
Retention rate	2.5%	Up from 1.8%	3.2%	2.3%
Attendance rate	94.8%	Up from 94.4%	96.0%	96.3%
Eligible for gifted and talented	2.7%	Down from 3.0%	2.3%	10.4%
With disabilities other than speech	9.3%	Down from 9.8%	7.8%	7.5%
Out-of-school suspensions or expulsions for violent &/or criminal offenses	0.0%	No Change	0.0%	0.0%
Teachers (n=38)				
Teachers with advanced degrees	63.2%	Down from 79.5%	53.1%	56.7%
Continuing contract teachers	57.9%	Down from 79.5%	66.7%	77.3%
Teachers with emergency or provisional certificates	0.0%	No Change	0.0%	0.0%
Teachers returning from previous year	75.2%	Down from 80.3%	81.1%	86.4%
Teacher attendance rate	96.2%	Up from 93.4%	94.8%	94.9%
Average teacher salary	\$45,169	Down 0.7%	\$43,283	\$45,345
Classes not taught by highly qualified teachers	2.9%	Up from 0.0%	1.8%	0.0%
School				
Principal's years at school	1.0	Down from 6.0	3.0	4.0
Student-teacher ratio in core subjects	16.1 to 1	Up from 11.0 to 1	16.1 to 1	18.5 to 1
Prime instructional time	88.8%	Up from 85.1%	89.4%	89.8%
Opportunities in the arts	Good	No Change	Good	Good
SACS accreditation	Yes	No Change	Yes	Yes
Character development program	Good	No Change	Excellent	Excellent
Dollars spent per pupil*	\$9,929	Down 28.7%	\$8,446	\$7,052
Percent of expenditures for instruction*	64.1%	Up from 57.0%	68.0%	69.1%
Percent of expenditures for teacher salaries*	60.3%	Up from 50.6%	60.5%	64.2%
% of AYP objectives met	53.8%		64.0%	85.7%

* Prior year audited financial data available.

EVALUATION RESULTS

	Teachers	Students*	Parents*
Number of surveys returned	41	62	15
Percent satisfied with learning environment	90.2%	71.0%	73.3%
Percent satisfied with social and physical environment	97.6%	68.9%	71.4%
Percent satisfied with school-home relations	50.0%	78.7%	92.9%

*Only students at the highest elementary school grade level at this school and their parents were included.

REPORT OF PRINCIPAL AND SCHOOL IMPROVEMENT COUNCIL

The 2007-08 school year was a year of many academic accomplishments at Cleveland Elementary. The school's motto, "Every Student Is a Scholar," set a tone for high expectations and student achievement. Cleveland has been at the forefront of the reduced class size initiative. The district technology plan has provided equitable resources for our school, as well. Most classrooms have at least five computers with high-speed internet access, and our administrative offices have new computers with the same capabilities. This year, the addition of collaborative classrooms has increased technology capabilities for our students. The classrooms have projection systems and active boards for use by the teachers and students. Our academic program centered around literacy with a focus on independent reading, shared reading, and effective use of read alouds.

All certified staff participated in study groups twice a month to examine best practices in literacy instruction. On-site in-service activities focused on the Teacher Advancement Program and provided support for building successful learning communities through techniques for developing positive school learning environments. Instructional specialists, coaches, and administrators engaged in their own cluster groups focusing on learning strategies that provide classroom support for teachers. The school has implemented a modified school calendar for the 2008-09 school year. Students will also be attired in school uniforms which present an "Academy-like" educational image.

Many community partners joined in the movement towards academic success. Spartanburg Regional Healthcare System provided school supplies for the entire school; assisted with health screenings for all of our students; continued our mentor program; and provided support for the science program and for the Beta Club/Health Career Club. Wofford College partnered with us in organizing a Math Academy to provide 57 Wofford scholars to tutor fifth and sixth grade students on Mondays and Wednesdays. Our Leadership Academy provided leadership classes for 6th grade students through the JROTC at Spartanburg High School. Students learned about discipline, respect, dignity, and positive self-esteem. The International Studies Academy of Cleveland Elementary has "partnered" with Rietondale Elementary in Pretoria, South Africa. Students will engage in video conferencing with other students for the purpose of developing an appreciation for other cultures, languages, and lifestyles of students in foreign countries.

Dr. Audrey T. Grant, Principal
Mr. Robert Porter, SIC Chairperson

Comprehensive detail, including definitions of rating, performance criteria, and explanations of status, is available on www.ed.sc.gov and www.eoc.sc.gov as well as school and school district websites.

Printed versions are available from school districts upon request.

Abbreviations Key

N/A Not Applicable N/AV Not Available N/C Not Collected N/R Not Reported I/S Insufficient Sample TBD To be determined
NI Newly Identified CSI Continuing School Improvement CA Corrective Action RP Plan to Restructure R Restructure DELAY School Improvement Status HOLD School Improvement Status