



SC Annual School Report Card Summary

E P Todd Elementary
Spartanburg 7
Grades: PK-6 Enrollment: 635
Principal: Marc Zachary
Superintendent: Dr. Thomas D. White, Jr.
Board Chair: Conrad C. Hurst, III

PERFORMANCE

Comprehensive detail, including definitions of ratings, performance criteria, and explanations of status, is available on www.ed.sc.gov and www.eoc.sc.gov as well as school and school district websites. Printed versions are available from school districts upon request.

YEAR	ABSOLUTE RATING	GROWTH RATING	PALMETTO GOLD/SILVER AWARD	AYP STATUS	NCLB IMPROVEMENT STATUS
2008	Average	Average	TBD	Not Met	N/A
2007	Average	Good	Silver	Met	N/A
2006	Average	Good	Silver	Met	N/A

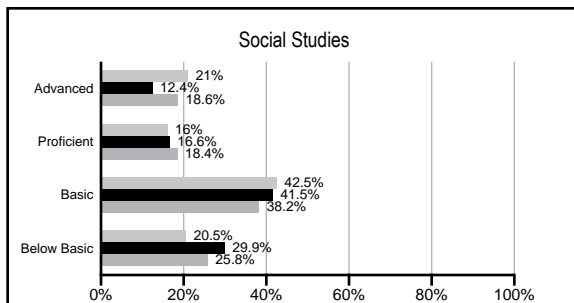
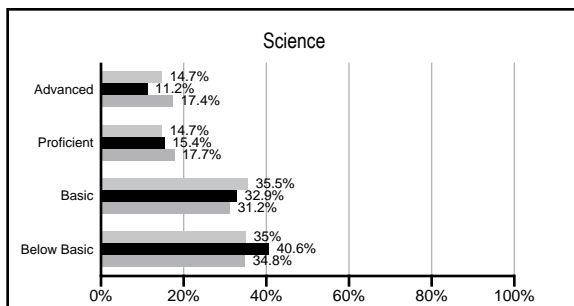
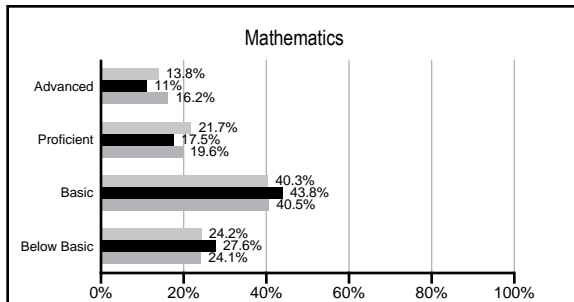
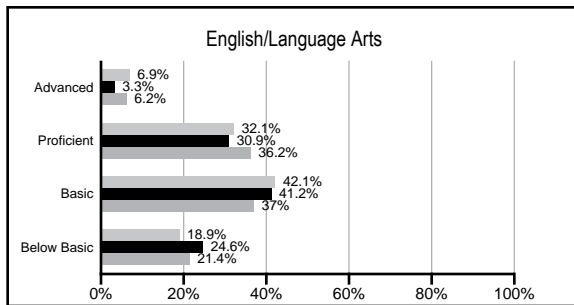
ABSOLUTE RATINGS OF ELEMENTARY SCHOOLS WITH STUDENTS LIKE OURS*

EXCELLENT	GOOD	AVERAGE	BELOW AVERAGE	AT-RISK
0	1	30	56	3

* Ratings are calculated with data available by 02/17/2009. Schools with Students like Ours are Elementary Schools with poverty indices of no more than 5% above or below the index for this school.

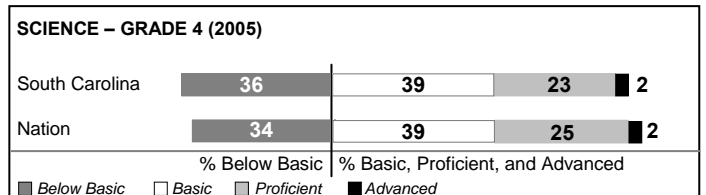
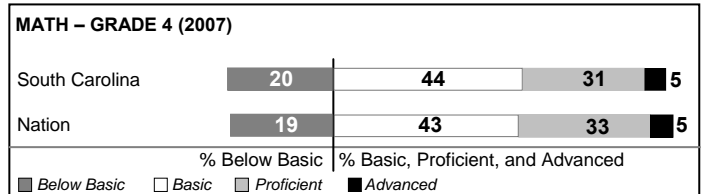
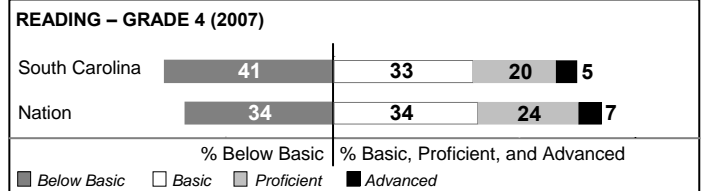
PACT PERFORMANCE

Our School
 Elementary Schools with Students Like Ours
 Elementary schools statewide



NAEP PERFORMANCE*

* Performance reported for SC and nation, data not available at school level. Percentages at NAEP Achievement Levels.



SC PERFORMANCE GOAL

2010 Goal:

By 2010, SC's student achievement will be ranked in the top half of the states nationally. To achieve this goal, we must become one of the fastest improving systems in the country.

2020 Goal: TBD

Abbreviations Key

N/A Not Applicable N/AV Not Available N/C Not Collected N/R Not Reported I/S Insufficient Sample TBD To be determined
 NI Newly Identified CSI Continuing School Improvement CA Corrective Action RP Plan to Restructure R Restructure DELAY School Improvement Status HOLD School Improvement Status

E P Todd Elementary [Spartanburg 7]

SCHOOL PROFILE

	Our School	Change from Last Year	Elementary Schools with Students Like Ours	Median Elementary School
Students (n=635)				
Retention rate	2.4%	Down from 2.5%	2.9%	2.3%
Attendance rate	96.0%	No Change	96.0%	96.3%
Eligible for gifted and talented	14.8%	Down from 17.9%	7.3%	10.4%
With disabilities other than speech	7.5%	Up from 6.7%	9.0%	7.5%
Out-of-school suspensions or expulsions for violent &/or criminal offenses	0.2%	Down from 1.3%	0.0%	0.0%
Teachers (n=44)				
Teachers with advanced degrees	68.2%	Down from 70.6%	54.3%	56.7%
Continuing contract teachers	88.6%	Up from 88.2%	76.5%	77.3%
Teachers with emergency or provisional certificates	0.0%	Down from 2.0%	0.0%	0.0%
Teachers returning from previous year	90.1%	Down from 93.0%	85.9%	86.4%
Teacher attendance rate	93.2%	Up from 92.9%	94.7%	94.9%
Average teacher salary	\$48,922	Up 0.6%	\$44,948	\$45,345
Classes not taught by highly qualified teachers	1.5%	Up from 1.2%	0.0%	0.0%
School				
Principal's years at school	4.0	Up from 3.0	4.0	4.0
Student-teacher ratio in core subjects	20.2 to 1	Up from 14.8 to 1	18.2 to 1	18.5 to 1
Prime instructional time	87.9%	Up from 87.3%	88.9%	89.8%
Opportunities in the arts	Good	No Change	Good	Good
SACS accreditation	Yes	No Change	Yes	Yes
Character development program	Good	No Change	Excellent	Excellent
Dollars spent per pupil*	\$7,521	Down 5.1%	\$7,376	\$7,052
Percent of expenditures for instruction*	73.7%	Up from 64.8%	68.8%	69.1%
Percent of expenditures for teacher salaries*	71.1%	Up from 61.3%	63.6%	64.2%
% of AYP objectives met	91.3%		77.8%	85.7%

* Prior year audited financial data available.

REPORT OF PRINCIPAL AND SCHOOL IMPROVEMENT COUNCIL

In 2007-2008, E.P. Todd Elementary School was recognized as a Palmetto Silver Award winning school for the third consecutive year. Todd students met all 23 AYP goals for the third year in a row. Our school's numerical absolute rating has increased each of the last three years, a trend we are very proud of. We are fortunate to have partnerships with several churches and companies, including Southside Baptist Church, First Baptist Church, Food Lion, and Citgo.

We offer clubs such as the E.P. Todd Chorus, Andy Hansana Junior Optimist Club, Good News Club, Running Club, and Garden Club. More technology has been added over the past two years with our PTO purchasing microscopes for our intermediate grades and eight multimedia classrooms being installed during this time. We will add at least five more of these classes for the 2008-2009 school year.

Perhaps our most exciting news has been the addition of two Montessori classes to E.P. Todd. We will be the first school in Spartanburg County to offer this option for our students in a public school setting. With our dedicated staff, supportive parents, strong focus on student achievement, and hard-working students, we know that our E.P. Todd students will show their "Tiger Pride" in everything they do.

Marc Zachary, Principal
Julia Parker, SIC Chairperson

EVALUATION RESULTS

	Teachers	Students*	Parents*
Number of surveys returned	48	85	68
Percent satisfied with learning environment	97.9%	84.3%	91.2%
Percent satisfied with social and physical environment	100.0%	85.9%	94.1%
Percent satisfied with school-home relations	87.2%	82.4%	89.7%

*Only students at the highest elementary school grade level at this school and their parents were included.

Comprehensive detail, including definitions of rating, performance criteria, and explanations of status, is available on www.ed.sc.gov and www.eoc.sc.gov as well as school and school district websites.

Printed versions are available from school districts upon request.

Abbreviations Key

N/A Not Applicable N/AV Not Available N/C Not Collected N/R Not Reported I/S Insufficient Sample TBD To be determined
NI Newly Identified CSI Continuing School Improvement CA Corrective Action RP Plan to Restructure R Restructure DELAY School Improvement Status HOLD School Improvement Status