



SC Annual School Report Card Summary

Anderson Mill Elementary
 Spartanburg 6
 Grades: PK-5 Enrollment: 592
 Principal: Deborah C. Philbeck
 Superintendent: Dr. Darryl Owings
 Board Chair: Mr. Michael Crook

PERFORMANCE

Comprehensive detail, including definitions of ratings, performance criteria, and explanations of status, is available on www.ed.sc.gov and www.eoc.sc.gov as well as school and school district websites. Printed versions are available from school districts upon request.

YEAR	ABSOLUTE RATING	GROWTH RATING	PALMETTO GOLD/SILVER AWARD	AYP STATUS	NCLB IMPROVEMENT STATUS
2008	Good	Below Average	TBD	Not Met	N/A
2007	Good	Below Average	N/A	Not Met	N/A
2006	Good	At-Risk	N/A	Met	N/A

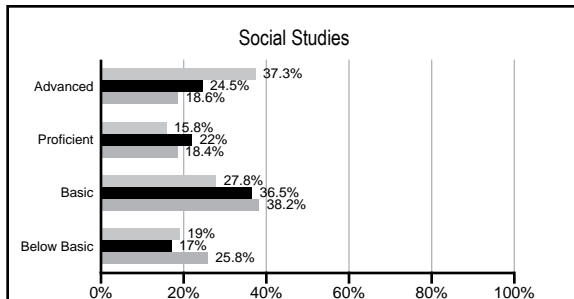
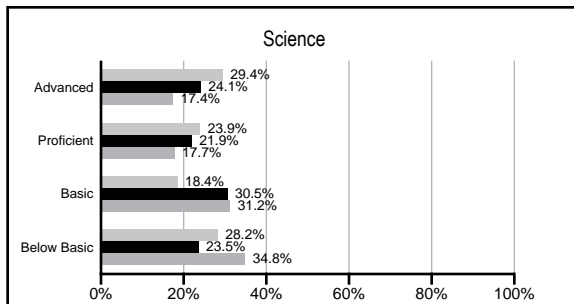
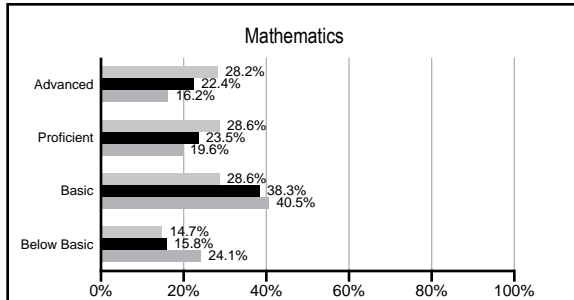
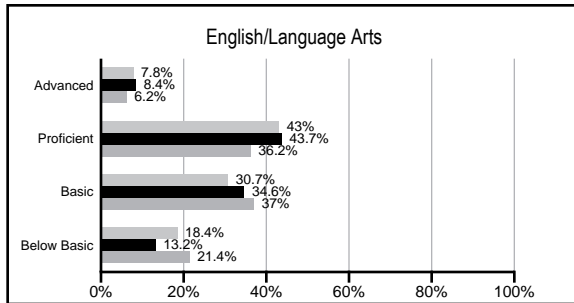
ABSOLUTE RATINGS OF ELEMENTARY SCHOOLS WITH STUDENTS LIKE OURS*

EXCELLENT	GOOD	AVERAGE	BELOW AVERAGE	AT-RISK
4	31	52	1	0

* Ratings are calculated with data available by 02/17/2009. Schools with Students like Ours are Elementary Schools with poverty indices of no more than 5% above or below the index for this school.


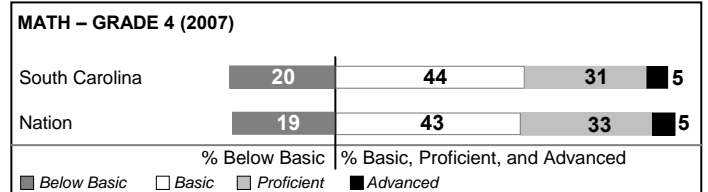
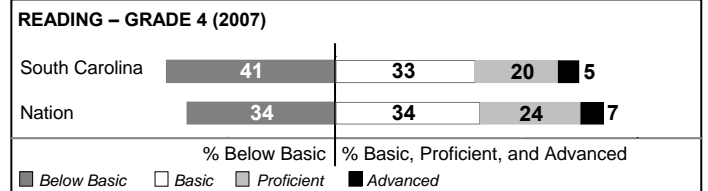
PACT PERFORMANCE

Our School
 Elementary Schools with Students Like Ours
 Elementary schools statewide



NAEP PERFORMANCE*

* Performance reported for SC and nation, data not available at school level. Percentages at NAEP Achievement Levels.



SC PERFORMANCE GOAL

2010 Goal:
 By 2010, SC's student achievement will be ranked in the top half of the states nationally. To achieve this goal, we must become one of the fastest improving systems in the country.

2020 Goal: TBD

Abbreviations Key

N/A Not Applicable N/AV Not Available N/C Not Collected N/R Not Reported I/S Insufficient Sample TBD To be determined
 NI Newly Identified CSI Continuing School Improvement CA Corrective Action RP Plan to Restructure R Restructure DELAY School Improvement Status HOLD School Improvement Status

Anderson Mill Elementary [Spartanburg 6]

SCHOOL PROFILE

	Our School	Change from Last Year	Elementary Schools with Students Like Ours	Median Elementary School
Students (n=592)				
Retention rate	0.6%	Up from 0.2%	1.6%	2.3%
Attendance rate	97.4%	Up from 97.3%	96.6%	96.3%
Eligible for gifted and talented	29.2%	Up from 28.4%	17.9%	10.4%
With disabilities other than speech	10.2%	Up from 7.9%	6.6%	7.5%
Out-of-school suspensions or expulsions for violent &/or criminal offenses	0.0%	No Change	0.0%	0.0%
Teachers (n=45)				
Teachers with advanced degrees	73.3%	Up from 72.1%	61.3%	56.7%
Continuing contract teachers	88.9%	Down from 90.7%	79.7%	77.3%
Teachers with emergency or provisional certificates	0.0%	No Change	0.0%	0.0%
Teachers returning from previous year	92.1%	Up from 87.3%	87.9%	86.4%
Teacher attendance rate	93.9%	Down from 94.4%	95.0%	94.9%
Average teacher salary	\$47,088	Up 6.5%	\$46,853	\$45,345
Classes not taught by highly qualified teachers	1.8%	Down from 5.0%	0.0%	0.0%
School				
Principal's years at school	10.0	Up from 9.0	3.0	4.0
Student-teacher ratio in core subjects	11.6 to 1	Down from 18.3 to 1	19.7 to 1	18.5 to 1
Prime instructional time	90.3%	Down from 91.6%	90.3%	89.8%
Opportunities in the arts	Good	No Change	Good	Good
SACS accreditation	Yes	No Change	Yes	Yes
Character development program	Excellent	No Change	Excellent	Excellent
Dollars spent per pupil*	\$7,000	Up 7.2%	\$6,488	\$7,052
Percent of expenditures for instruction*	75.1%	Down from 77.5%	70.2%	69.1%
Percent of expenditures for teacher salaries*	72.9%	Down from 74.6%	66.7%	64.2%
% of AYP objectives met	76.2%		90.5%	85.7%

* Prior year audited financial data available.

EVALUATION RESULTS

	Teachers	Students*	Parents*
Number of surveys returned	40	72	47
Percent satisfied with learning environment	100.0%	100.0%	95.7%
Percent satisfied with social and physical environment	100.0%	100.0%	97.9%
Percent satisfied with school-home relations	100.0%	98.6%	95.7%

*Only students at the highest elementary school grade level at this school and their parents were included.

REPORT OF PRINCIPAL AND SCHOOL IMPROVEMENT COUNCIL

At Anderson Mill Elementary School, we have looked at the needs of all students and worked diligently to extend their learning. Measures were taken to identify students who needed support and encouragement; these students were paired with a supportive teacher. Students who were on the cusp of scoring a few points higher on ELA or math PACT, were also identified. Additional instruction was provided for these students twice weekly by certified math or ELA tutors. "Mornings at the Mill" provided additional Compass time for early morning arrivers in our computer lab. An uninterrupted block of two hours (8:00-10:00 AM) for grades three through five was also implemented and allowed teachers to engage students in prime-time instruction. All kindergarteners and first graders continued to receive thirty minutes of additional reading instruction in the LEAP lab.

Academically gifted students received higher-order thinking skills and problem-solving strategies weekly in HORIZONS. Academy Day was utilized for students who did not attend HORIZONS and serves as a day for students to receive additional enrichment or remediation from the classroom teachers. Through participation in technology staff development, teachers learned how to create their own web pages thus ensuring up-to-date and accurate information for parents. Through the guidance of math and science coaches, our teachers were able to become more knowledgeable of the new state department standards.

Our school Literacy Closet continued to grow as our PTO provided additional funds to purchase leveled texts. Book sets, at every reading level, were available and supported classroom instruction. Our professional book study, provided by our district literacy coach, allowed teachers the opportunity to read and discuss research-based instructional strategies to further enhance the educational experience that children receive here at Anderson Mill. Our school focuses on leading students to become world class leaders. Please come often and become a part of what makes our school a special place. Every Child..... Every Chance..... Every Day..... Whatever It Takes!

Deborah C. Philbeck, Principal
Seth Buckley, School Improvement Council President

Comprehensive detail, including definitions of rating, performance criteria, and explanations of status, is available on www.ed.sc.gov and www.eoc.sc.gov as well as school and school district websites.

Printed versions are available from school districts upon request.

Abbreviations Key

N/A Not Applicable N/AV Not Available N/C Not Collected N/R Not Reported I/S Insufficient Sample TBD To be determined

NI Newly Identified CSI Continuing School Improvement CA Corrective Action RP Plan to Restructure R Restructure DELAY School Improvement Status HOLD School Improvement Status