



# SC Annual School Report Card Summary

**Roebuck Elementary**  
**Spartanburg 6**  
**Grades: K-5** Enrollment: 771  
**Principal: Mrs. Annie J. Means**  
**Superintendent: Dr. Darryl Owings**  
**Board Chair: Mr. Michael Crook**

## PERFORMANCE

Comprehensive detail, including definitions of ratings, performance criteria, and explanations of status, is available on [www.ed.sc.gov](http://www.ed.sc.gov) and [www.eoc.sc.gov](http://www.eoc.sc.gov) as well as school and school district websites. Printed versions are available from school districts upon request.

YEAR	ABSOLUTE RATING	GROWTH RATING	PALMETTO GOLD/SILVER AWARD	AYP STATUS	NCLB IMPROVEMENT STATUS
2008	Average	At-Risk	TBD	Not Met	N/A
2007	Average	At-Risk	Silver	Not Met	N/A
2006	Average	Good	N/A	Met	N/A

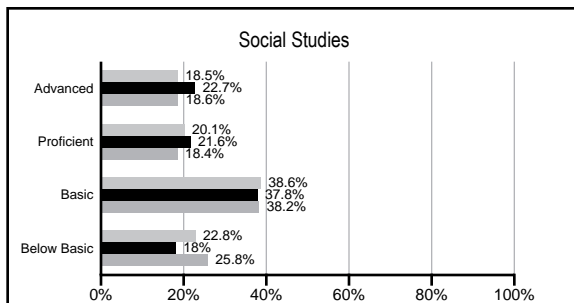
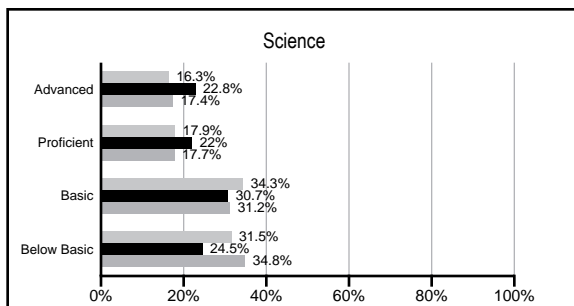
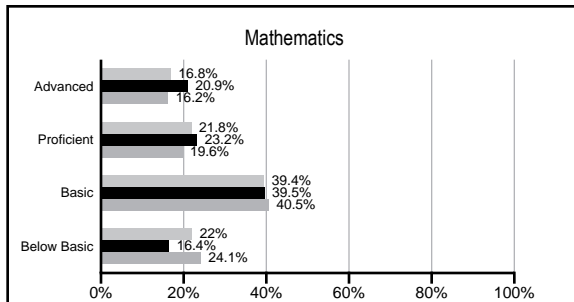
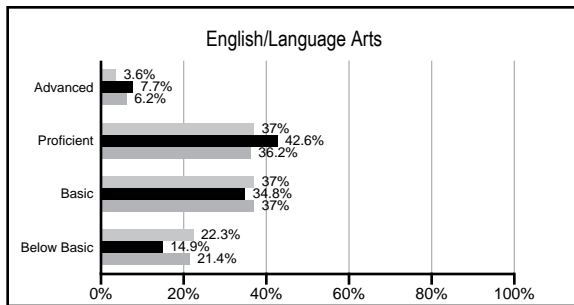
## ABSOLUTE RATINGS OF ELEMENTARY SCHOOLS WITH STUDENTS LIKE OURS\*

EXCELLENT	GOOD	AVERAGE	BELOW AVERAGE	AT-RISK
1	31	57	3	0

\* Ratings are calculated with data available by 02/17/2009. Schools with Students like Ours are Elementary Schools with poverty indices of no more than 5% above or below the index for this school.


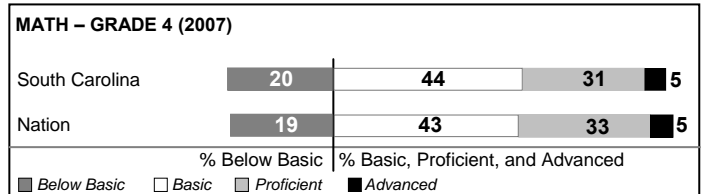
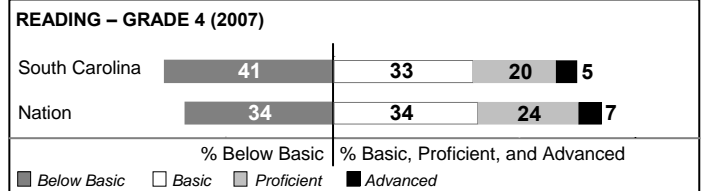
## PACT PERFORMANCE

Our School
  Elementary Schools with Students Like Ours
  Elementary schools statewide



## NAEP PERFORMANCE\*

\* Performance reported for SC and nation, data not available at school level. Percentages at NAEP Achievement Levels.



## SC PERFORMANCE GOAL

2010 Goal:

*By 2010, SC's student achievement will be ranked in the top half of the states nationally. To achieve this goal, we must become one of the fastest improving systems in the country.*

2020 Goal: TBD

### Abbreviations Key

N/A Not Applicable N/AV Not Available N/C Not Collected N/R Not Reported I/S Insufficient Sample TBD To be determined  
 NI Newly Identified CSI Continuing School Improvement CA Corrective Action RP Plan to Restructure R Restructure DELAY School Improvement Status HOLD School Improvement Status

# Roebuck Elementary [Spartanburg 6]

## SCHOOL PROFILE

	Our School	Change from Last Year	Elementary Schools with Students Like Ours	Median Elementary School
<b>Students (n=771)</b>				
Retention rate	1.3%	Down from 1.9%	2.0%	2.3%
Attendance rate	96.6%	Up from 96.4%	96.5%	96.3%
Eligible for gifted and talented	17.0%	Down from 18.4%	16.3%	10.4%
With disabilities other than speech	7.3%	Up from 4.4%	6.9%	7.5%
Out-of-school suspensions or expulsions for violent &/or criminal offenses	0.0%	Down from 0.1%	0.0%	0.0%
<b>Teachers (n=47)</b>				
Teachers with advanced degrees	74.5%	Down from 78.3%	59.6%	56.7%
Continuing contract teachers	83.0%	Down from 84.8%	81.0%	77.3%
Teachers with emergency or provisional certificates	0.0%	No Change	0.0%	0.0%
Teachers returning from previous year	89.4%	Up from 88.8%	89.4%	86.4%
Teacher attendance rate	98.9%	Up from 97.1%	94.8%	94.9%
Average teacher salary	\$47,392	Up 2.4%	\$46,546	\$45,345
Classes not taught by highly qualified teachers	0.0%	Down from 5.1%	0.0%	0.0%
<b>School</b>				
Principal's years at school	11.0	Up from 10.0	5.0	4.0
Student-teacher ratio in core subjects	20.9 to 1	Up from 20.3 to 1	19.4 to 1	18.5 to 1
Prime instructional time	94.9%	Up from 93.4%	90.2%	89.8%
Opportunities in the arts	Good	No Change	Good	Good
SACS accreditation	Yes	No Change	Yes	Yes
Character development program	Excellent	No Change	Excellent	Excellent
Dollars spent per pupil*	\$5,870	Up 3.8%	\$6,475	\$7,052
Percent of expenditures for instruction*	74.3%	Down from 75.0%	69.8%	69.1%
Percent of expenditures for teacher salaries*	71.9%	Down from 72.5%	66.0%	64.2%
% of AYP objectives met	71.4%		91.4%	85.7%

\* Prior year audited financial data available.

## EVALUATION RESULTS

	Teachers	Students*	Parents*
Number of surveys returned	41	128	109
Percent satisfied with learning environment	100.0%	85.2%	88.8%
Percent satisfied with social and physical environment	100.0%	86.7%	89.8%
Percent satisfied with school-home relations	100.0%	91.2%	90.7%

\*Only students at the highest elementary school grade level at this school and their parents were included.

## REPORT OF PRINCIPAL AND SCHOOL IMPROVEMENT COUNCIL

At Roebuck Elementary School our mission is to provide educational experiences for the whole child in a nurturing and challenging environment, which helps prepare students to be responsible, self-reliant citizens in a rapidly changing society. Our mission partnered with our motto "Soaring High and Reaching for Excellence," is reflective of the high expectations established for our school community.

This year, our theme of Crossing the USA on the RES Express set the tone for a wide array of learning opportunities. Our Student Council collected over 3,400 cans of food for our local soup kitchen. Students and staff wore pink on Pink Friday to honor and support those in the community with cancer and yellow on Hope Day to commemorate the life of a former Roebuck student. Roebuck participated in several activities to promote literacy, wellness, and fitness among our students, parents, and faculty. Family members and friends joined us for National Walk to (at) School Day. Students participated in Jump Rope/Hoops for Heart and raised over \$4,500 in donations for the American Heart Association. For the first time ever, Roebuck participated in Relay for Life. Roebuck raised an astounding \$14,000.00 for the American Cancer Society!

Character education with special emphasis on personal and social responsibility, individual and group counseling, and parenting seminars were held throughout the school year. We continued our second year with a science coach, and there continues to be a tremendous increase in both student interest and achievement in science. Initiatives such as our literacy focus, student mentoring program, and student conferencing were continued. New programs this year include our Math Explorers enrichment program and the SMART tutorial program. MAP continues to be used to measure academic growth from year to year. A significant number of our students met personal and school-wide reading goals through the use of the Accelerated Reader Program. Our outstanding PTO, School Improvement Council, volunteers, and business partners continuously provide many contributions of time, resources, and support to our diverse school population.

Annie J. Means, Principal  
David Bettencourt, School Improvement Council Chairperson

Comprehensive detail, including definitions of rating, performance criteria, and explanations of status, is available on [www.ed.sc.gov](http://www.ed.sc.gov) and [www.eoc.sc.gov](http://www.eoc.sc.gov) as well as school and school district websites.

Printed versions are available from school districts upon request.

### Abbreviations Key

N/A Not Applicable N/AV Not Available N/C Not Collected N/R Not Reported I/S Insufficient Sample TBD To be determined  
NI Newly Identified CSI Continuing School Improvement CA Corrective Action RP Plan to Restructure R Restructure DELAY School Improvement Status HOLD School Improvement Status