



SC Annual School Report Card Summary

Woodland Heights Elementary
Spartanburg 6
Grades: PK-5 Enrollment: 400
Principal: Dr. Cynthia Pridgen
Superintendent: Dr. Darryl Owings
Board Chair: Mr. Michael Crook

PERFORMANCE

Comprehensive detail, including definitions of ratings, performance criteria, and explanations of status, is available on www.ed.sc.gov and www.eoc.sc.gov as well as school and school district websites. Printed versions are available from school districts upon request.

YEAR	ABSOLUTE RATING	GROWTH RATING	PALMETTO GOLD/SILVER AWARD	AYP STATUS	NCLB IMPROVEMENT STATUS
2008	Average	At-Risk	TBD	Met	N/A
2007	Average	At-Risk	N/A	Met	N/A
2006	Average	At-Risk	N/A	Met	N/A

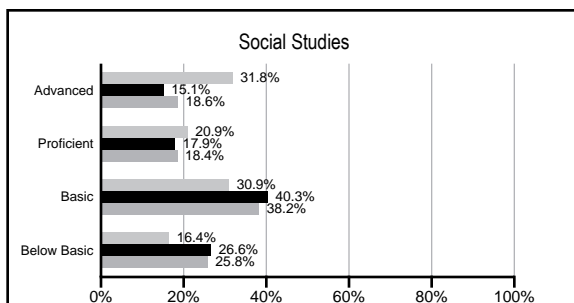
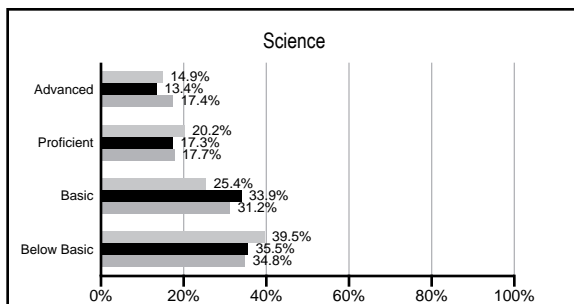
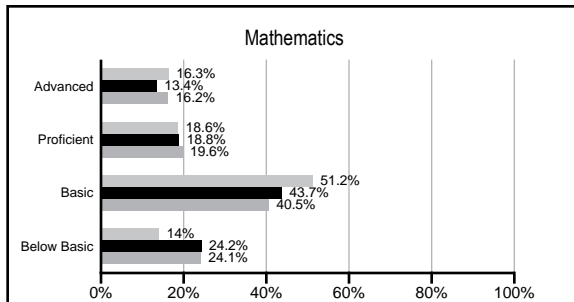
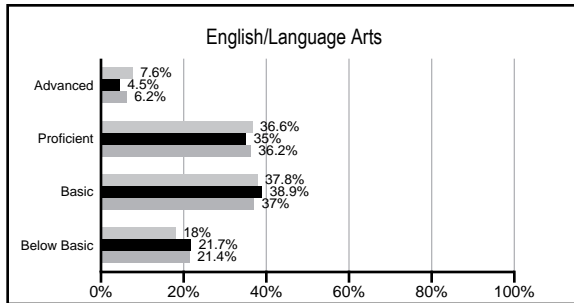
ABSOLUTE RATINGS OF ELEMENTARY SCHOOLS WITH STUDENTS LIKE OURS*

EXCELLENT	GOOD	AVERAGE	BELOW AVERAGE	AT-RISK
0	3	49	34	1

* Ratings are calculated with data available by 02/17/2009. Schools with Students like Ours are Elementary Schools with poverty indices of no more than 5% above or below the index for this school.


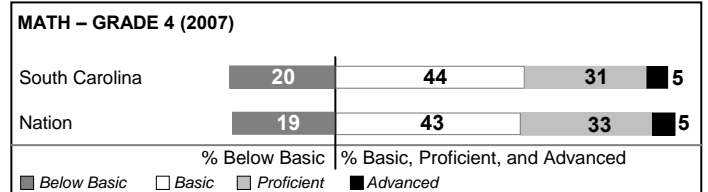
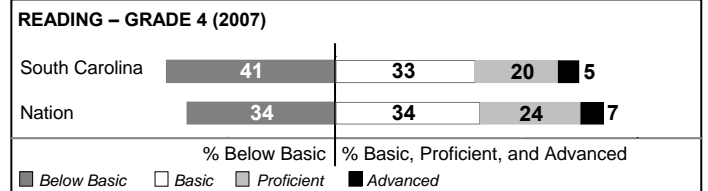
PACT PERFORMANCE

Our School
 Elementary Schools with Students Like Ours
 Elementary schools statewide



NAEP PERFORMANCE*

* Performance reported for SC and nation, data not available at school level. Percentages at NAEP Achievement Levels.



SC PERFORMANCE GOAL

2010 Goal:
By 2010, SC's student achievement will be ranked in the top half of the states nationally. To achieve this goal, we must become one of the fastest improving systems in the country.

2020 Goal: TBD

Abbreviations Key

N/A Not Applicable N/AV Not Available N/C Not Collected N/R Not Reported I/S Insufficient Sample TBD To be determined
 NI Newly Identified CSI Continuing School Improvement CA Corrective Action RP Plan to Restructure R Restructure DELAY School Improvement Status HOLD School Improvement Status

Woodland Heights Elementary [Spartanburg 6]

SCHOOL PROFILE

	Our School	Change from Last Year	Elementary Schools with Students Like Ours	Median Elementary School
Students (n=400)				
Retention rate	2.4%	Up from 2.1%	2.9%	2.3%
Attendance rate	97.3%	Up from 97.0%	96.2%	96.3%
Eligible for gifted and talented	19.8%	Down from 23.9%	9.5%	10.4%
With disabilities other than speech	8.0%	Up from 7.0%	8.7%	7.5%
Out-of-school suspensions or expulsions for violent &/or criminal offenses	0.0%	No Change	0.0%	0.0%
Teachers (n=35)				
Teachers with advanced degrees	57.1%	Up from 55.9%	58.0%	56.7%
Continuing contract teachers	80.0%	Down from 85.3%	81.0%	77.3%
Teachers with emergency or provisional certificates	0.0%	No Change	0.0%	0.0%
Teachers returning from previous year	90.6%	Up from 88.3%	87.4%	86.4%
Teacher attendance rate	95.0%	Down from 96.1%	94.8%	94.9%
Average teacher salary	\$48,330	Up 5.5%	\$45,465	\$45,345
Classes not taught by highly qualified teachers	0.0%	Down from 6.5%	0.0%	0.0%
School				
Principal's years at school	4.0	Up from 3.0	4.0	4.0
Student-teacher ratio in core subjects	17.2 to 1	Down from 20.1 to 1	18.5 to 1	18.5 to 1
Prime instructional time	91.6%	Down from 93.0%	89.4%	89.8%
Opportunities in the arts	Good	No Change	Good	Good
SACS accreditation	Yes	No Change	Yes	Yes
Character development program	Excellent	No Change	Excellent	Excellent
Dollars spent per pupil*	\$7,772	Up 0.7%	\$6,938	\$7,052
Percent of expenditures for instruction*	74.6%	Down from 74.9%	68.9%	69.1%
Percent of expenditures for teacher salaries*	70.6%	Down from 71.8%	65.5%	64.2%
% of AYP objectives met	100.0%		88.2%	85.7%

* Prior year audited financial data available.

EVALUATION RESULTS

	Teachers	Students*	Parents*
Number of surveys returned	37	51	21
Percent satisfied with learning environment	100.0%	82.4%	95.2%
Percent satisfied with social and physical environment	97.3%	78.4%	90.0%
Percent satisfied with school-home relations	91.9%	84.3%	90.5%

*Only students at the highest elementary school grade level at this school and their parents were included.

REPORT OF PRINCIPAL AND SCHOOL IMPROVEMENT COUNCIL

Woodland Heights Elementary just completed their second year as an Arts in Basic Curriculum school; the ABC site recognition came with \$7,500 in grant funds that provided many wonderful arts experiences. Each grade presented a musical drama tied to our school wide theme, "Discovery Zone." Students enjoyed five arts performances at the school and attended several off site performances. Seven artists in residence provided musical, visual arts, drama, and dance experience. Throughout the year, students participated in numerous activities that promoted leadership, such as Student Council, Peer Helpers, Wildcat Cadets, and Gents, and Ladies Clubs.

Through our Wee C.A.R.E. Program, students were able to sponsor the Animal Shelter, Pennies for Pasta, and the Christmas Giving Tree. Additional educational programs implemented included a full-day 4K program, Hands-On-Algebra, an early morning math enrichment, reading incentive programs, in-school tutoring for grades K-5, after school homework assistance programs, computerized math and reading programs, and an afternoon fitness club for grades 3-5. An instructional after-school and summer program partnership with a local church through a \$300,000 21st Century grant provided wonderful learning opportunities for many students.

A variety of school events allowed parents to share in their child's school experience, including Back to School Night, Picnic on the Green, Open House, Family Learning Fun Night, Sneak a Peek Weeks, Grandparents Day, and a Fine Arts Festival. An active PTO provided WHES with funds to enrich learning opportunities. The extensive volunteer program included over 2000 volunteer hours. Sixteen teachers were awarded \$27,600 in EIA, Junior League, and Reading Initiative grants. These grant funds provided students many extra learning opportunities, such as science experiment supplies, field studies, reading incentives, instructional materials, projects, and guest artists and speakers. We were also proud to have Dr. Dianne Pitts named Spartanburg School District 6 Teacher of the Year. By always keeping in mind our school motto, "Always for Children," the WHES faculty staff will continue to provide quality learning environments for all children.

Principal, Dr. Cynthia J. Pridgen
SIC, Melissa Brown and Aubre McKinnon

Comprehensive detail, including definitions of rating, performance criteria, and explanations of status, is available on www.ed.sc.gov and www.eoc.sc.gov as well as school and school district websites.

Printed versions are available from school districts upon request.

Abbreviations Key

N/A Not Applicable N/AV Not Available N/C Not Collected N/R Not Reported I/S Insufficient Sample TBD To be determined
NI Newly Identified CSI Continuing School Improvement CA Corrective Action RP Plan to Restructure R Restructure DELAY School Improvement Status HOLD School Improvement Status